

4-Stroke Vertical Engines



FJ Series

Output : 3.4 kW (4.5 hp)

FX Series

Output : 9.9 kW (13.2 hp) - 16.6 kW (22.2 hp)

FS Series

Output : 9.9 kW (13.2 hp) - 16.6 kW (22.2 hp)

FR Series

Output : 11.3 kW (15.1 hp) - 16.6 kW (22.2 hp)





| Engine Model | FJ180V STD | FJ180V PRO | FJ180V KAI |
|-----------------------------|--------------------|----------------------|--------------------|
| Engine Type | | Air-cooled, 4-stroke | |
| Number of Cylinders | | 1 | |
| Bore x Stroke (mm) | | 65 x 54 | |
| Displacement (cc) | | 179 | |
| Max. Power (kW / hp) | | 3.4 / 4.5 @ 3600 rpm | |
| Max. Torque (Nm / ft.lbs) | | 10 / 7.3 @ 2400 rpm | |
| Fuel Tank Capacity (litres) | | 1.6 | |
| Oil Capacity (litres) | | 0.6 | |
| Dry Weight (kg) | | 17 kg | |
| Dimensions (L x W x H) | 391 x 325 x 286 mm | 425 x 323 x 284 mm | 422 x 353 x 289 mm |

FEATURES

- Dual element cleaner
- Rotating grass screen
- Internally vented carburettor
- Cast iron cylinder liner
- Combined crankcase design
- Large sealed fan
- Metal engine shroud (FJ180V KAI)
- Heavy duty recoil (FJ180V KAI)
- Roller ball type top bearing (FJ180V KAI)

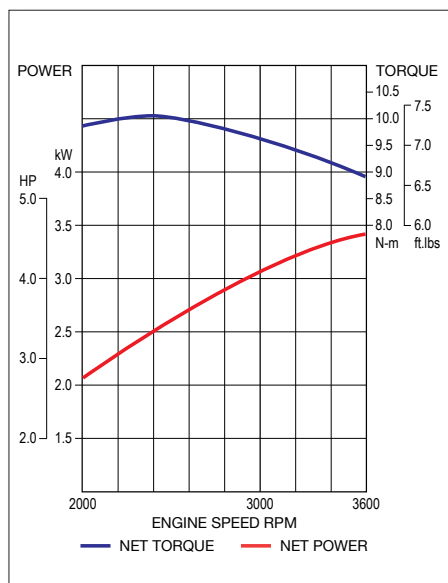
OPTIONS

- Shaft variation: 7/8" x 62 mm: 7/8" x 80mm: 25 x 80 mm
- Flywheel brake
- Various speed control options
- Spin-on oil filter
- M10 threaded mounting holes
- Fuel tank options

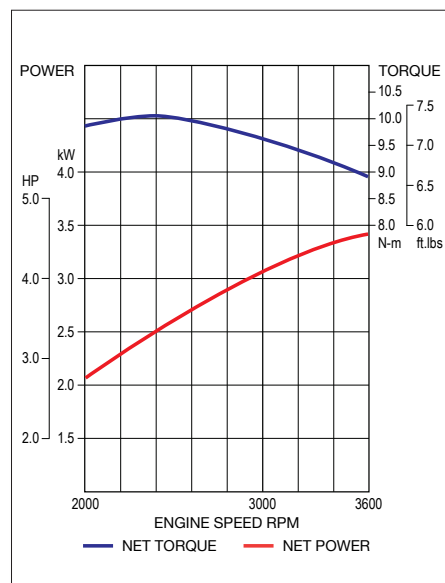
FJ Series Vertical

POWER CURVES

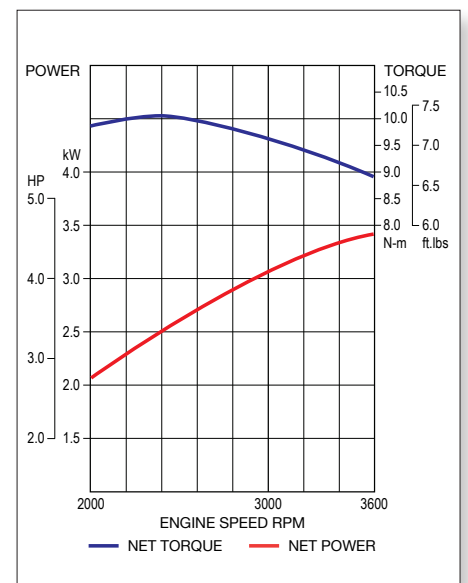
FJ180V STD



FJ180V PRO



FJ180V KAI



FJ180V STD



FJ180V PRO



FJ180V KAI



| Engine Model | FX481V | FX541V | FX600V | FX651V | FX691V | FX730V |
|---------------------------|---|---------------------------|---------------------------|---------------------------|---------------------------|---------------------------|
| Engine Type | Air-cooled, 4-stroke, V-twin, vertical shaft, OHV | | | | | |
| Number of Cylinders | 2 | | | | | |
| Bore x Stroke (mm) | 73 x 72 | | | 78 x 76 | | |
| Displacement (cc) | 603 | | | 726 | | |
| Max. Power (kW / hp) | 9.9 / 13.2 @ 3600 rpm | 11.3 / 15.1 @ 3600 rpm | 12.7 / 17.0 @ 3600 rpm | 14.1 / 18.8 @ 3600 rpm | 15.4 / 20.6 @ 3600 rpm | 16.6 / 22.2 @ 3600 rpm |
| Max. Torque (Nm / ft.lbs) | 38.4 / 28.3 @ 2800 rpm | 39.1 / 28.8 @ 2200 rpm | 40.4 / 29.8 @ 2200 rpm | 53.2 / 39.2 @ 1800 rpm | 53.7 / 39.6 @ 2000 rpm | 54.3 / 40.0 @ 2000 rpm |
| Oil Capacity (litres) | 1.8 | | | 2.1 | | |
| Dry Weight (kg) | 40.7 | | | 46.6 | | |
| Dimensions (L x W x H) | 468 x 429 x 544 mm | | | 479 x 448 x 565 mm | | |

FEATURES

- Overhead V-valves
- 90 degree V-twin
- High performance lubrication system
- Electronic spark ignition
- Automatic compression release
- Heavy duty shift type starter

OPTIONS

- Internally vented carburetor with fuel shut-off solenoid (Twin barrel- FX651, 691, 730)
- Rotating grass screen
- Canister air filter
- Cast iron cylinder liners
- Metal engine covers
- Muffler option (FX481, 541, 600)

FX Series Vertical



FX541V



FX651V



FX730V

| Engine Model | FX751V | FX801V | FX850V | FX921V | FX921V DFI | FX1000V | FX1000V DFI |
|---------------------------|---|------------------------|------------------------|------------------------|--------------------|------------------------|--------------------|
| Engine Type | Air-cooled, 4-stroke, V-twin, vertical shaft, OHV | | | | | | |
| Number of Cylinders | 2 | | | | | | |
| Bore x Stroke (mm) | 84.5 x 76 | | | 89.2 x 80 | | | |
| Displacement (cc) | 852 | | | 999 | | | |
| Max. Power (kW / hp) | 17.5 / 23.4 @ 3600 rpm | 18.9 / 25.3 @ 3600 rpm | 19.9 / 26.6 @ 3600 rpm | 21.6 / 28.9 @ 3600 rpm | | 23.5 / 31.4 @ 3600 rpm | |
| Max. Torque (Nm / ft.lbs) | 62.0 / 45.7 @ 2000 | 63.0 / 46.4 @ 2200 | | 66.7 / 49.2 @ 2400 | | 69.6 / 51.3 @ 2400 | |
| Oil Capacity (litres) | 2.0 | | | 1.7 | | | |
| Dry Weight (kg) | 58 | | | 65.4 | | | |
| Dimensions (L x W x H) | 488 x 464 x 626 mm | | | 508 x 500 x 636 mm | 508 x 511 x 636 mm | 508 x 500 x 636 mm | 508 x 511 x 636 mm |



FX801V



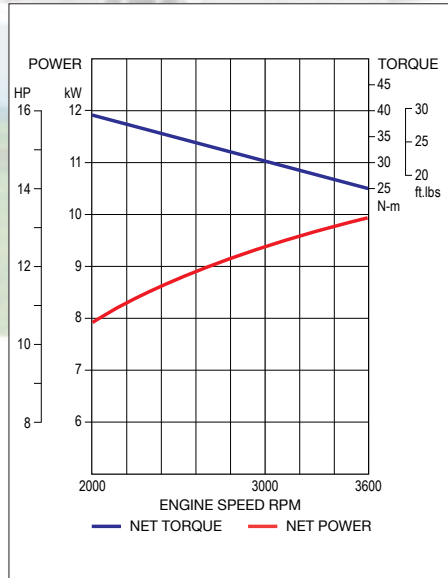
FX921V



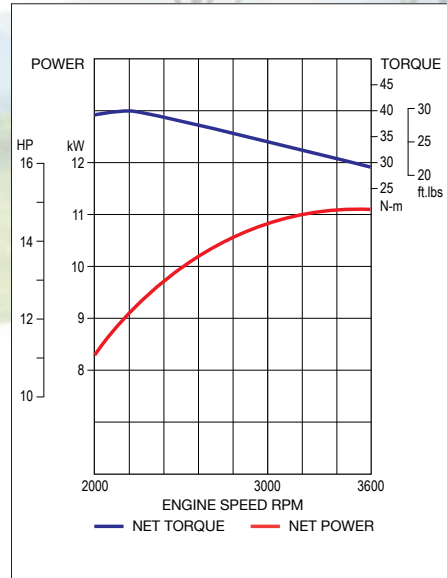
FX1000V

POWER CURVES

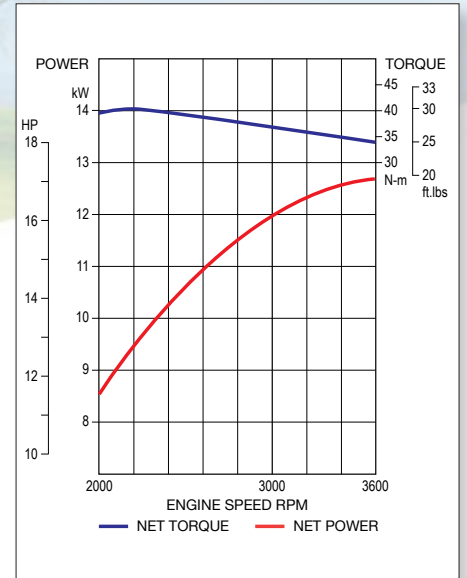
FX481V



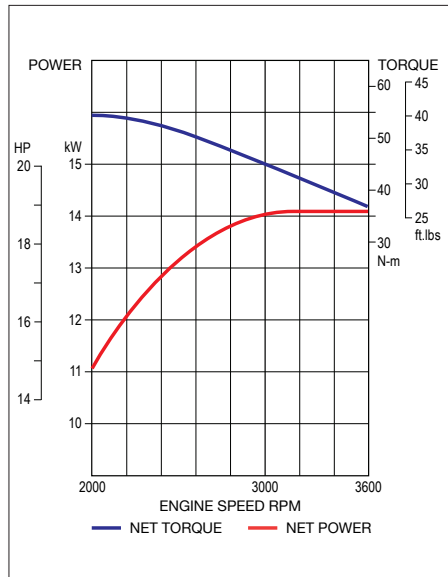
FX541V



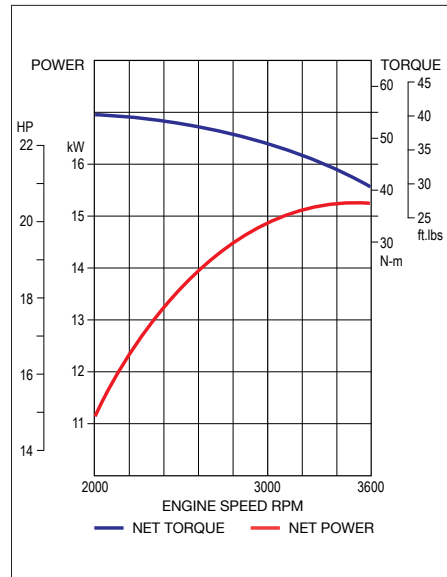
FX600V



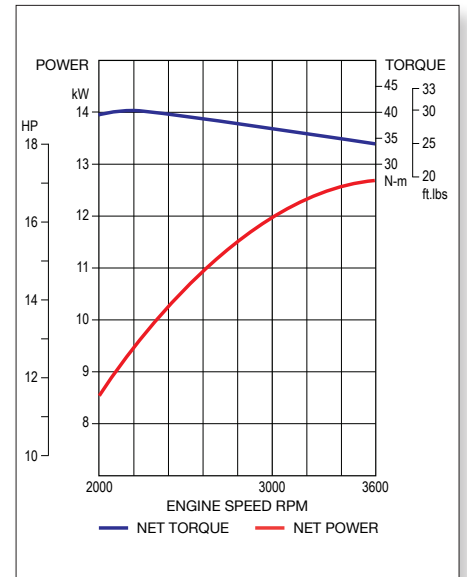
FX651V



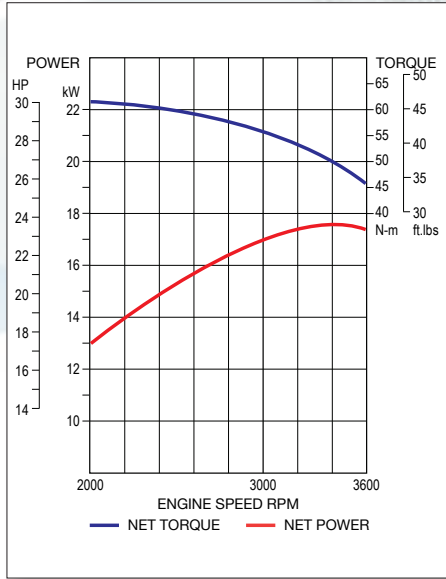
FX691V



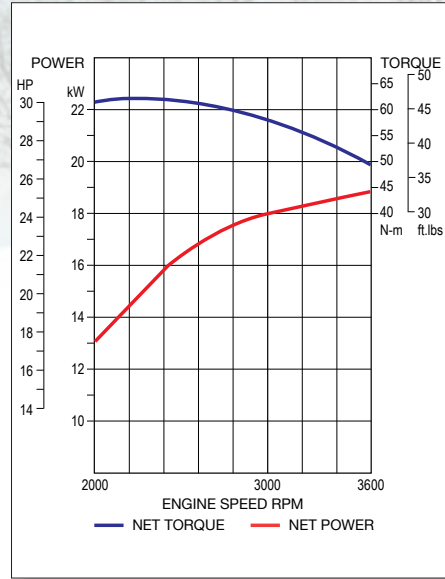
FX730V



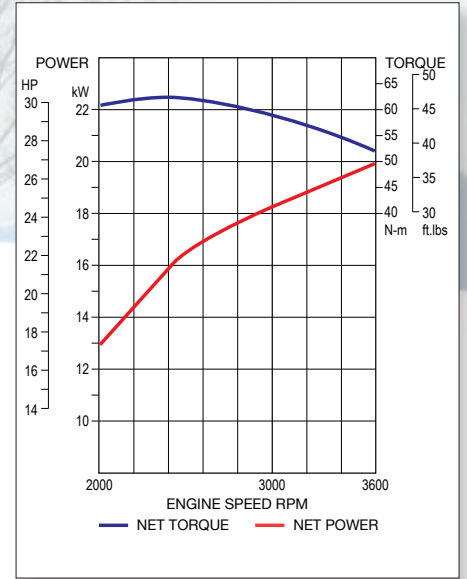
FX751V



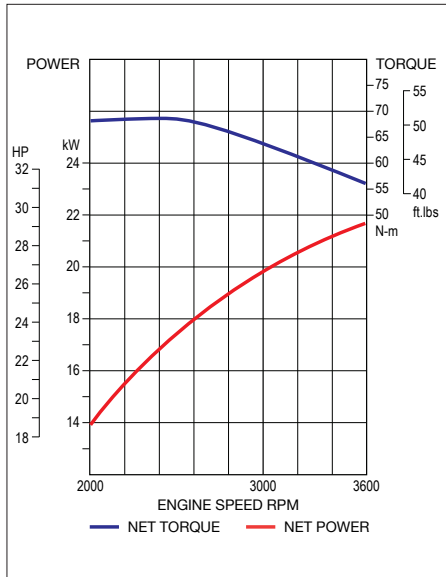
FX801V



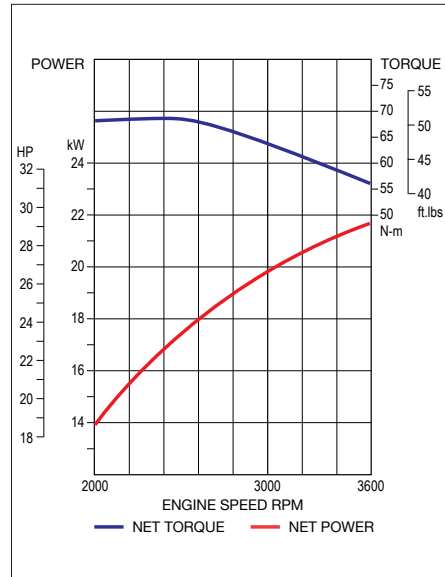
FX850V



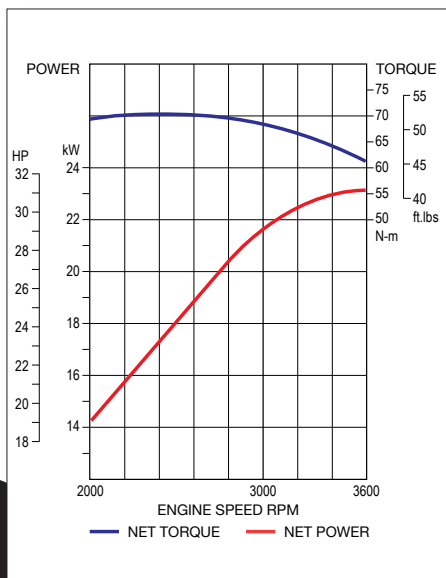
FX921V



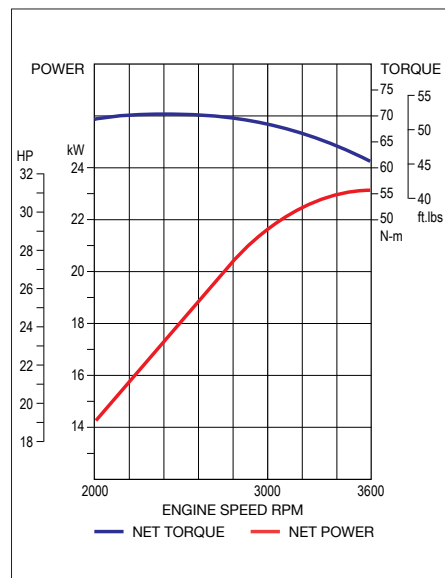
FX921V DFI



FX1000V



FX1000V DFI





| Engine Model | FS481V | FS541V | FS600V | FS651V | FS691V | FS730V |
|---------------------------|---|---------------------------|---------------------------|---------------------------|---------------------------|---------------------------|
| Engine Type | Air-cooled, 4-stroke, V-twin, vertical shaft, OHV | | | | | |
| Number of Cylinders | 2 | | | | | |
| Bore x Stroke (mm) | 73 x 72 | | | 78 x 76 | | |
| Displacement (cc) | 603 | | | 726 | | |
| Max. Power (kW / hp) | 9.9 / 13.2 @ 3600 rpm | 11.3 / 15.1 @ 3600 rpm | 12.7 / 17.0 @ 3600 rpm | 14.1 / 18.8 @ 3600 rpm | 15.4 / 20.6 @ 3600 rpm | 16.6 / 22.2 @ 3600 rpm |
| Max. Torque (Nm / ft.lbs) | 38.4 / 28.3 @ 1800 rpm | 39.1 / 28.8 @ 2200 rpm | 40.4 / 29.8 @ 2200 rpm | 53.2 / 39.2 @ 1800 rpm | 53.7 / 39.6 @ 2000 rpm | 54.3 / 40.0 @ 2000 rpm |
| Oil Capacity (litres) | 1.8 | | | 2.1 | | |
| Dry Weight (kg) | 36.7 | | | 41.5 | | |
| Dimensions (L x W x H) | 483 x 429 x 362 mm | | | 500 x 457 x 383 mm | | |

FEATURES

- Overhead V-valves
- 90 degree V-twin
- High performance lubrication system
- Electronic spark ignition
- Automatic compression release

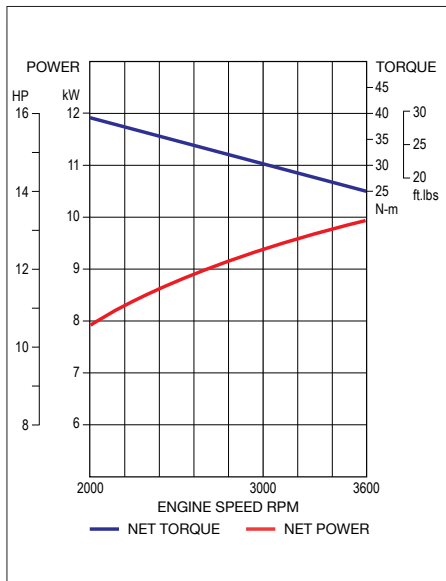
OPTIONS

- Internally vented carburetor with fuel shut-off solenoid
- Rotating grass screen
- Dual element air filter
- Cast iron cylinder liners
- Muffler option (FS481, 541, 600)

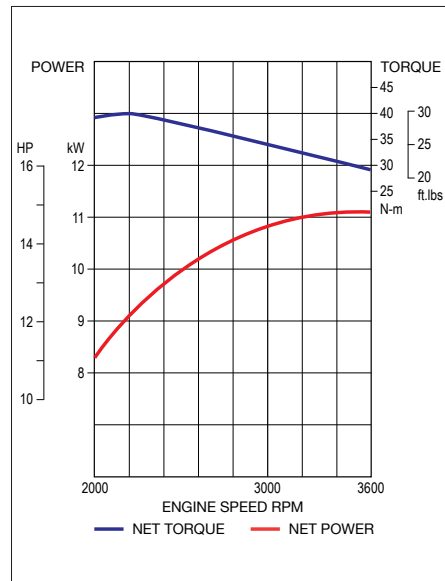
FS Series Vertical

POWER CURVES

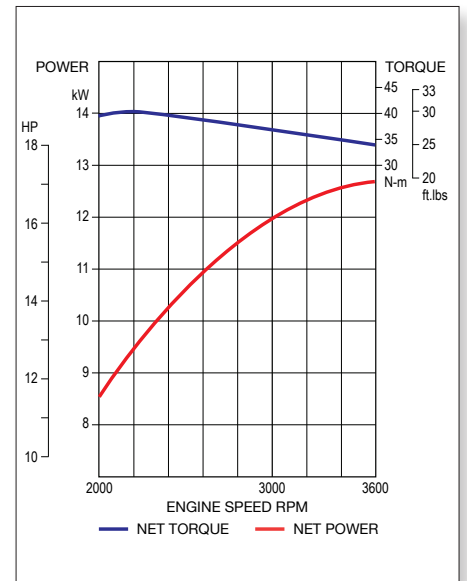
FS481V



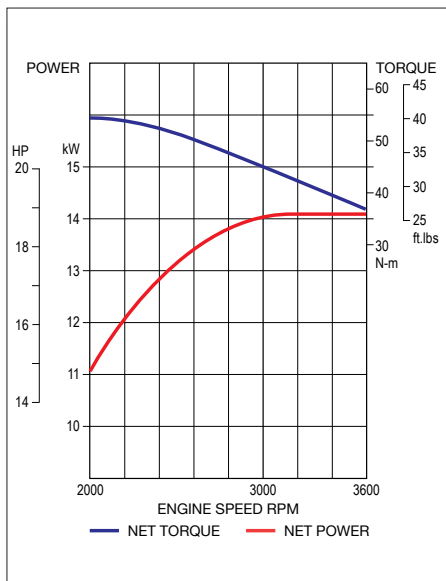
FS541V



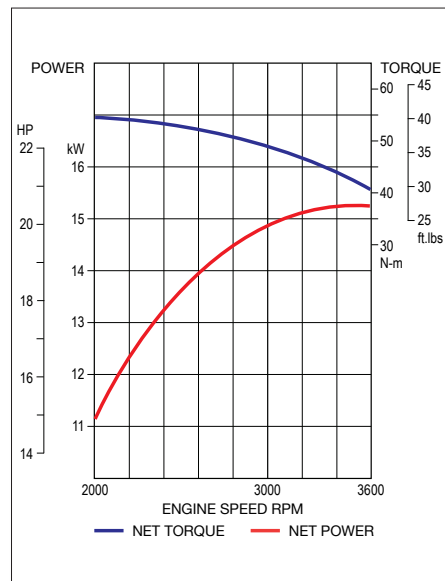
FS600V



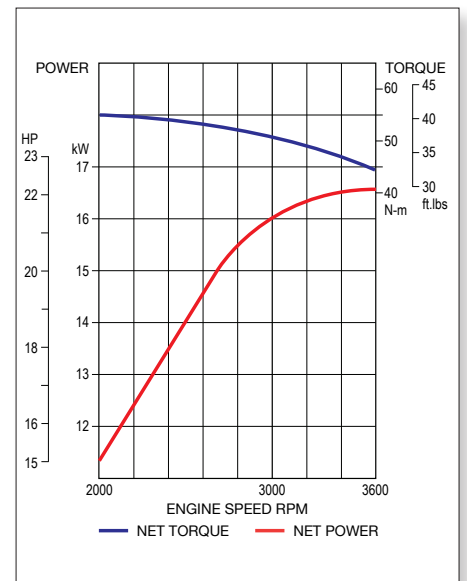
FS651V



FS691V



FS730V





| Engine Model | FR541V | FR600V | FR651V | FR691V | FR730V |
|---------------------------|---|--------------------|--------------------|--------------------|--------------------|
| Engine Type | Air-cooled, 4-stroke, V-twin, Vertical shaft, OHV | | | | |
| Number of Cylinders | 2 | | | | |
| Bore x Stroke (mm) | 73 x 72 | | 78 x 76 | | |
| Displacement (cc) | 603 | | 726 | | |
| Max. Power (kW / hp) | 11.3 / 15.1 @ 3600 | 12.7 / 17 @ 3600 | 14.1 / 18.8 @ 3600 | 15.4 / 20.6 @ 3600 | 16.6 / 22.2 @ 3600 |
| Max. Torque (Nm / ft.lbs) | 39.1 / 28.8 @ 2200 | 40.4 / 29.8 @ 2200 | 53.2 / 39.2 @ 1800 | 53.7 / 39.6 @ 2000 | 54.3 / 40 @ 2000 |
| Oil Capacity (litres) | 1.8 | | 2.1 | | |
| Dry Weight (kg) | 36.7 | | 40.4 | | |
| Dimensions (L x W x H) | 482 x 429 x 362 | | 498 x 461 x 384 | | |

FEATURES

- Overhead V-valves
- 90 degree V-twin
- High performance lubrication system
- Electronic spark ignition

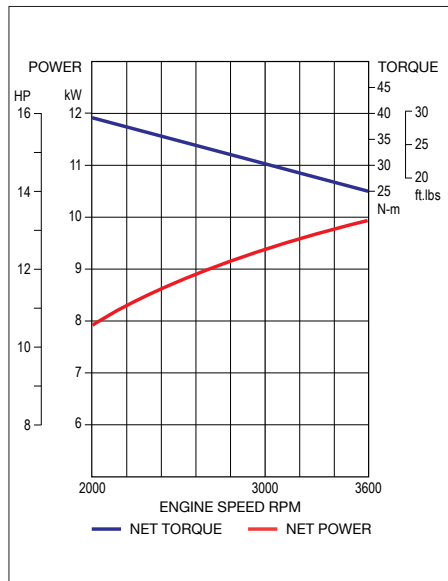
OPTIONS

- Automatic compression release
- Internally vented carburettor with fuel shut-off solenoid
- Rotating grass screen
- Cast iron cylinder liners

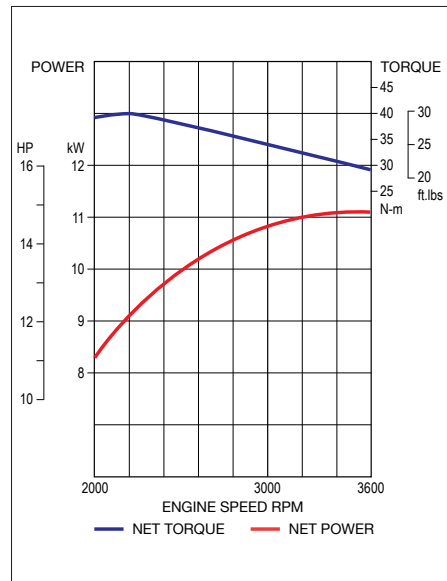
FR Series Vertical

POWER CURVES

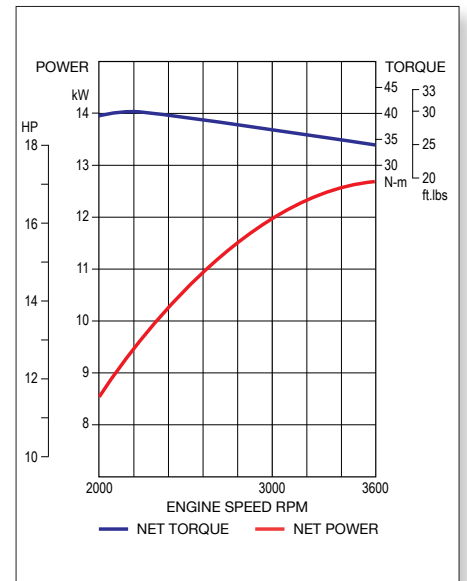
FR541V



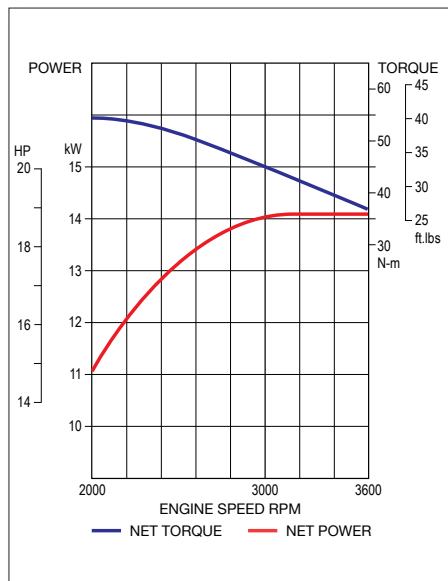
FR600V



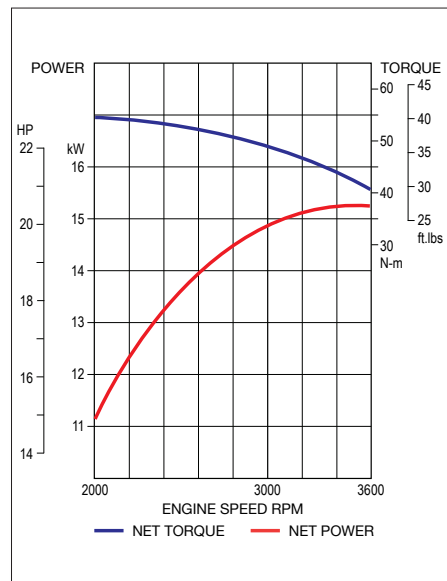
FR651V



FR691V



FR730V



FR600V