



Outboards

VERADO | FOURSTROKE | OPTIMAX | JET



Mercury behind you, the world before you!

We've put a lot of water behind us in our 75 years, and we've seen a lot of change. Boating has evolved dramatically and continually over the decades. We're proud to be a part of it... and behind it. Mercury has a history of ignoring boundaries, rewriting the rules, and redefining power, efficiency, and reliability. We will continue to lead the way, leaving the past and, no doubt, a few competitors, in our wake.





VERADO 150 - 300 HP - - - - -	4
JOYSTICK PILOTING - - - - -	6
PRO FOURSTROKE 250 - 300 HP - - - - -	8
OPTIMAX PRO XS 115 - 200 HP - - - - -	10
FOURSTROKE 150 HP - - - - -	12
NEW FOURSTROKE 80 - 115 HP - 80 JET - - - - -	14
NEW COMMAND THRUST FOURSTROKE 115 HP - - - - -	16
FOURSTROKE 40 - 60 HP - - - - -	18
FOURSTROKE 25 - 30 HP - - - - -	20
FOURSTROKE 15 - 20 HP - - - - -	22
FOURSTROKE 8 - 9.9 HP - - - - -	24
FOURSTROKE 2.5 - 6 HP - - - - -	26
OPTIMAX 220 - 250 HP/ SPORT JET 200 HP - - - - -	28
MERCURY PROPELLERS - - - - -	30
MERCURY SMARTCRAFT INTEGRATED TECH.- - - - -	32
OILS & LUBRICANTS - - - - -	34
DEALER NETWORK - - - - -	36
WARRANTY & ADVANTAGES - - - - -	37
SPECIFICATIONS - - - - -	38

VERADO®

4-Cyl. / 200 hp
175 hp
150 hp

6-Cyl. / 300 hp
250 hp
225 hp

Unrivaled driving experience



(see page 37, for conditions and limitations)

If your outboard could be anything you wanted, how would you design it? Mercury engineers listened to boaters like you and built their wishes into a revolutionary product, Verado the only supercharged production outboard on the market today. With proven dependability, a smooth ride and superb handling, the FourStroke Mercury Verado is the most sophisticated propulsion system on the water.

THE SMOOTH SOUND OF SILENCE

A supercharged Mercury Verado doesn't just sound quiet, it also feels quiet. The inline cylinder design is better balanced and runs smoother than traditional v-blocks. Also the Advanced Mid Section used on the 6 cylinder models utilises a unique mount system, which isolates the powerhead to virtually eliminate vibration.

BUILT FOR THE LONG RUN

Quality and reliability comes as standard. That's why the Verado was designed with features like a long bolt design, which passes through the entire engine block and cylinder head keeping the powerhead in a constant state of compression and improving reliability by eliminating the effects of expansion and contraction. Also the exclusive Mercury Integrated Oil Cooler improves Verado's long term durability by maintaining proper oil temperature and reducing oil dilution.

GEARED RIGHT

Mercury Verado offers multi purpose lower-units, whether your use is single or multiple engines, inshore or offshore applications. With more than 70 years' experience in building marine drive systems we know what works best.



WHITE, BLACK, YOUR CHOICE

In addition to standard Phantom Black, Mercury now offers 300 hp Verado outboards in two shades of white – Cold Fusion and Warm Fusion. The two new shades of Mercury White will complement almost any boat design or style.



Driving experience

With Mercury's Shadow technology there's **no more hassle operating multiple engine levers**. Instead two levers control multiple engines. In addition, Shadow mode allows for both triple and quad engines and dual helm installations.



Low cost of ownership

The Verado valve train is **maintenance-free for the life of the engine**.



Corrosion protection

Low-copper alloy, the MercFusion Paint Process and Salt Shield combine to provide the **best corrosion protection in the industry** – regardless of water conditions.



Smoothest, quietest

The inherently balanced **in-line six-cylinder engine**, in 225-300 hp models, and our **Advanced Mid Section (AMS) with perimeter mounts** virtually eliminate vibration in the boat.



Power


The instant boost of an intercooled supercharged system **delivers tremendous hole shot, unrivaled mid-range punch and excellent top speed**.



Robotic machining cells ensure *consistent quality and precision*.



Ergonomic assembly fixtures allow Verado technicians to *focus on the details*, engine after engine, all shift long.



In addition to component tests performed throughout the assembly process, each Verado is run and tested prior to being boxed.



Efficient

Verado delivers **best-in-class fuel economy**.

2004

Mercury introduces Verado, the first supercharged production engine. The revolutionary Verado establishes new outboard standards with awesome power, tremendous hole shot, remarkably low sound levels and an unmatched driving experience.



JOYSTICK PILOTING

Total control at your fingertips

With a simple push or twist of a joystick it's possible to maneuver a boat in virtually any direction – **sideways, diagonally or spinning the boat on its axis.**

Control dual, triple or quad Verado 250 hp or 300 hp outboards, even in challenging wind and current conditions. This system integrates seamlessly with Mercury Digital Throttle and Shift (DTS) and electro-hydraulic power steering, while standard integrated autopilot provides Auto Heading and Waypoint Sequencing.

Key features

- Easy joystick docking and maneuvering
- Quieter and more capable than bow or stern thrusters
- Proportional joystick allows control of both throttle and steering with one hand
- SmartCraft® Digital Throttle & Shift (DTS) and electro-hydraulic power steering
- System can be maintained while boat is in the water
- Mercury's engine-matched warranty provides confident boating for years to come
- All components manufactured by Mercury



2013

Mercury introduces
Joystick Piloting for Outboards.





Standard features

JOYSTICK FUNCTIONALITY

- Move sideways and at an angle
- Rotate on it's own axis with a twist of the joystick
- Intuitive, proportional control of thrust and speed
- Enhanced docking control mode
- Hold prolonged low speeds through no-wake harbors
- Auto trim sets engine trim at optional level when joystick is engaged

SAFETY, RELIABILITY AND DURABILITY

- Engine Guardian for protection and peace of mind
- Based off of proven Axius® and Zeus® pod designs

ENGINE OPTIONS

UP TO 4 ENGINES

- 250 hp Verado®
- 300 hp Verado

ADDITIONAL FEATURES

- DTS
- SmartCraft
- Dual helm capable

Premium features

CONTROL PAD

Allows you to activate any Joystick Piloting feature, or make course corrections, with the touch of your finger.



SKYHOOK®

Mercury's patented digital anchor technology that keeps your boat's position and heading with the push of a button.



VesselView 7

VESSELVIEW®*

Access and monitor all of your vessel's systems from a central location, or set the Cruise Control feature.

*Joystick Piloting available with VesselView 4 and VesselView 7

WAYPOINT SEQUENCING

Simply chart your course and engage Waypoint Sequencing. Joystick Piloting will guide you to your final destination, waypoint by waypoint.

AUTO HEADING

The control system uses its integrated electronic compass to lock onto your heading to keep your boat on course.

One degree heading adjustments can be made from the joystick and 10 degree adjustments can be made from the control panel.



**PRO
FOURSTROKE**

6-Cyl. / 300 hp
250 hp

*For those who want the performance
of a tournament-grade engine*



(see page 37, for
conditions and limitations)

FAST & RELIABLE

*Tap into the storied Mercury Marine performance heritage with **Verado Pro FourStroke** performance engines. Supercharged Pro FourStrokes deliver the extra holeshoot, powerful mid-range punch and top speed that tournament anglers and sport boaters crave.*



Performance / driving experience

The supercharged Verado pops you up on plane immediately and delivers **sensational top speed**, while Digital Throttle & Shift (DTS) and Power Steering ensure comfort at the controls. SmartCraft® technology provides vital boat and engine information.



Low cost of ownership

The Verado valve train is **maintenance-free for the life of the engine**.



Lift and power

The instant boost of **an intercooled supercharged system** puts even heavily loaded boats on plane faster and delivers unmatched mid-range acceleration.



Quiet and smooth

Our Advanced Mid Section (AMS) with perimeter mounts keeps your ride **quiet and vibration-free**, perfect for sneaking up on fish or cruising on luxury pontoons.



All outboards are extensively tested in the engineering lab where technicians can monitor all engine vital signs and performance.



Component samples are drawn from the assembly line and checked to ensure conformity with the original design.



Mercury's exclusive pressurized lost-foam foundry produces more-intricate castings that require fewer fasteners for lighter weight and increased reliability.



Fuel savings

The MercMonitor ECO-Screen constantly notes engine trim, speed and fuel consumption and offers easy-to-read prompts designed to help you run your boat at optimal fuel economy.



“If it’s not good enough for my boat, it’s not good enough.”

Leon Sippel, Castings Trim Operator



OPTIMAX[®]
PRO XS

3-Cyl. / 115 hp

6-Cyl. / 200 hp
150 hp

*For those who want the performance
of a tournament-grade engine*



(see page 37, for
conditions and limitations)

CHOICE OF THE PROS

OptiMax Pro XS outboards are fast from the inside out. Two-stage Direct Fuel Injection (DFI), high-performance carbon fiber reeds and more custom tunings, work together to deliver unprecedented acceleration and unrivaled top speed.



SPEED / PERFORMANCE

Carbon Fiber Reeds increase power and torque for spectacular acceleration and top speed, while **custom exhaust tuners and high-performance cylinder heads** maximize power and overall performance.



POWERFUL AND EFFICIENT

On average an OptiMax Pro XS gets up to 14% better fuel economy than four-stroke offered by our competitor. Our direct-fuel-injection system boasts the most complete fuel and air atomization, while its dome-shaped pistons improve fuel combustion. More power. Less fuel consumed. Fewer emissions produced. Perfect.



HYDRODYNAMICALLY OPTIMIZED


The gearcase on OptiMax outboards and higher is hydrodynamically optimized for efficiency and higher top speeds. Patented front water pickups keep the engine running cool regardless of outboard height, and heavy-duty gears and drive components provide extra durability.



Mercury Marine produces the *best performing* propellers. Each stainless steel prop begins as a perfect wax replica of the final product.



Mercury's in-house heat-treating facility ensures that components are *robust* to withstand the most demanding applications.



Gears are precision-machined in-house at Mercury to ensure the highest levels of *quality* and *durability*.



FURY PROP

Quick and fast, the Fury® propeller from Mercury improves hole shot on tournament bass rigs by 12% and top speed by 1.4 mph compared to the Mercury Tempest® Plus propeller. Fury is an ideal match for outboards 200 hp and up.



FOURSTROKE

4-Cyl. / 150 hp

Exceeding the boundaries of reliability



(see page 37, for conditions and limitations)

The mission to our engineers was: design and make the most reliable 150 hp FourStroke outboard in the industry. To do that they started with a strong 3.0L block capable of producing more than 250 hp and asked it to deliver only 150 hp. Doing so greatly increases the powerhead's long term durability. Add to this class leading displacement engine a robust gearcase and nearly 10,000 hours of engineering and field testing, then back it all up with an industry leading limited 5-year factory backed warranty, you can see why we consider their mission accomplished.

PERFECT FOR REPOWER

The compact, lightweight design of Mercury's 150 hp FourStroke can be mounted on tight boat transoms, for boats on a trailer every kilo saved is a benefit during transportation. The 150 FourStroke is also flexible enough to accommodate mechanical or hydraulic steering, mechanical control/cable systems and a full complement of instruments.

DON'T STRESS OUT

Work less, do more. Sounds good, right? That's the key behind the 150 hp Mercury FourStroke. With 3.0L displacement this 4 cylinder single overhead cam design works less to produce more torque and horsepower, which means exceptional durability and long-term peace of mind.

LESS TIME IN THE SHOP

The 150 hp FourStroke looks good with the cowl on or off, with convenient and easy access to perform basic maintenance. Add in the no-spill oil change system, an easy access fuel filter and a maintenance-free valve train and you've got one of the easiest to maintain outboards on the market today.

LIGHTWEIGHT POWERHOUSE

Typically the higher the displacement, the higher the weight. Not in the case of the 150 hp Mercury FourStroke. The 150 is the lightest engine in its class, this 150 hp FourStroke is a great fit for repower and new boat packages alike.





Performance, durability, efficiency

Making 150 horsepower is easy for this **3.0-liter, four-cylinder, single-overhead-cam engine**. Its generous displacement lets it churn out power without breaking a sweat. You get exceptional durability and long-term peace of mind.



Propped to perform

The Mercury Enertia® propeller is the perfect complement to the 150 FourStroke. Designed specifically for large four-stroke outboards with a revolutionary low-diameter/high-blade-area design and cast with the Mercury proprietary X7® propeller alloy, Enertia delivers phenomenal acceleration, top speed and durability.



Compact and versatile

Smart design makes the 150 hp Mercury FourStroke the lightest 150 hp four-stroke outboard on the market, lighter than its closest four-stroke competitor.



2011

The Mercury 150 FourStroke is launched at the Genoa, Italy, boat show as the toughest, smallest and lightest 150 hp four-stroke engine and the first to combine traditional two-stroke benefits with advanced technologies.



“Our log-strike test is rigorous and difficult to pass. Once that test is passed, we know we have a very safe reliable product.”



Bob Stuber, Mercury Marine Safety Tester

FOURSTROKE

4-Cyl. / 115 hp
100 hp
80 hp

4-Cyl. / 80 hp Jet
65 hp Jet



(see page 37, for conditions and limitations)


The Next Generation

Thanks to Mercury's never-ending commitment to provide industry-leading innovation, now you can hang a lighter, more compact FourStroke outboard on your transom that delivers better performance, hole shot and towspot capability than the previous 80 - 115 hp models – along with increased fuel savings, hassle-free maintenance and rugged reliability.




HIGH DISPLACEMENT / LESS WEIGHT

These FourStroke outboards displace 2.1 liters, which means they work smarter – not harder – leading to improved durability and longer life, not to mention greater hole shot, superior overall acceleration and awesome top speed.



SMOOTH AND QUIET

Sound and vibration are minimized by the tightly sealed, thermo-bonded cowl; the Idle-Relief Muffler, which utilizes an acoustic filter to reduce high-frequency exhaust noise; a new smooth clutch design; and Mercury's exclusive Focused Mount System.



EASY TO MAINTAIN

Replacing the fuel filter requires no tools and can be accomplished in less than a minute. And thanks to Mercury's Maintenance-Free Valve Train, you'll never need a costly valve-lash adjustment.



FUEL EFFICIENT

Less weight combined with high displacement helps these FourStroke outboards provide maximum fuel efficiency, especially at cruising speeds. Specialized oil scrapers and bearings minimize friction in the crankshaft, also resulting in decreased fuel consumption.



1962

The world's first 100 hp outboard, the Mercury 1000, is introduced. It's the first outboard to be painted "Phantom Black."






MERCURY'S
POWDER PAINT

ELECTRO-DEPOSITION
PAINT (EDP)

IRRIDITE

XK360, A356
& MERCALLOY



Anti-Corrosion Protection

These outboards are sealed against corrosion by the high-tech MercFusion paint system, which features custom-designed, low-copper aluminium-silicon alloys; irridite metal prep and sealing; EDP priming; and a powder-paint top coat.



Mercury's Sound Lab is where our engineers analyze and optimize sound quality in order to achieve world-class noise, vibration and harshness (NVH) levels.

Reasons to Repower

A new Mercury FourStroke can re-energize your boat with improved acceleration, performance and manoeuvrability. The industry's lightest 115 hp FourStroke weighs just 163 kilos, these FourStrokes are 18 kilos lighter than the prior generation of Mercury FourStrokes and 9 kilos lighter than the nearest competitor. They're a great fit even on transoms that can't handle the weight of older, heavier FourStrokes, and their sleek, low profiles make them easier to fish over and around.

PRIOR 80 - 115 HP

NEW 80 - 115 HP

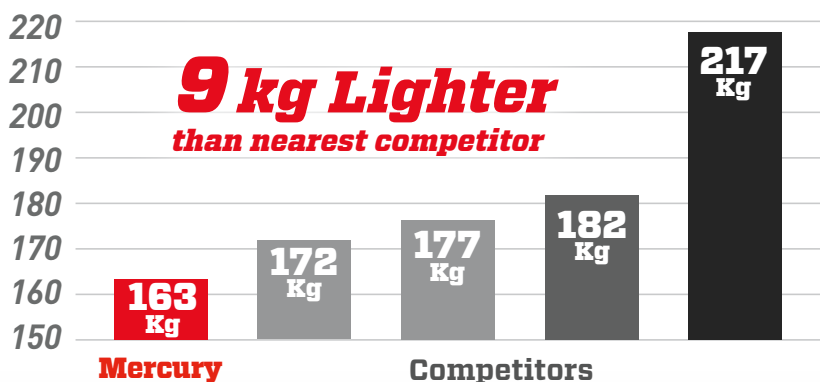


Jet advantages

Water is drawn into the unit through the intake grill by an impeller, driven directly by the engine driveshaft. The water is then forced at high pressure through an outlet nozzle, creating thrust that drives the boat forward. To obtain reverse, a gate lifts into position over the outlet re-directing the pressure stream in the opposite direction.

Because there is no lower unit extending below the hull, the jet drive permits passage over obstacles that would foul propeller-driven outboard boats.

115 HP WEIGHT COMPARISON



Weight specification is for the lightest-version model.

FOURSTROKE


4-Cyl. / 110 hp CT
Command Thrust / 115 hp CT



(see page 37, for conditions and limitations)

LARGE and in CHARGE

Need more muscle? Upgrade to a Command Thrust model with its larger gearcase and 2.38:1 gear ratio. Paired with Mercury's V-6-class big-diameter propellers, the 100 & 115 hp FourStroke delivers even better acceleration, awesome manoeuvrability and superior stopping power.



HIGH DISPLACEMENT

Displacing 2.1 liters, these FourStroke outboards produce power to spare, which leads to improved durability, longer life, greater hole shot, increased overall acceleration and awesome top speed. High displacement with Command Thrust attributes results in ultimate performance.



IMPROVED ACCELERATION

The larger "CT" gearcase provides more leverage to lift heavier hulls onto plane and keep them on plane at lower speeds. The 2.38:1 gear ratio lets the engine spin up more rapidly, developing torque at a faster rate.



COUNTER-ROTATION

For the first time, Mercury is offering a 115 hp FourStroke with left-hand rotation. The addition of a counter-rotation model provides neutral steering feel and superior handling in a twin-engine rig. Two 115 Command Thrust engines on the transom provide the manoeuvrability and get-home safety of higher-horsepower twins – at a much lower price.







Maximum Versatility

Mercury's extensive range of high horsepower propellers allows you to dial in optimum performance for any type of hull. Combine an Enertia prop made of Mercury's X7 alloy with the powerful "CT" option for outstanding results.



Mercury produces the *best performing* propellers. All stainless steel props begin as a perfect wax replica of the final product.

Heavy Duty

This larger gearcase footprint, combined with the robust 2.38:1 gear ratio and access to Mercury's class-leading offering of large outboard propellers, is the perfect combination for pontoons, larger/heavier fiberglass or aluminium fishing and pleasure boats or heavy-duty commercial applications.



Gears are precision-machined in-house at Mercury to ensure the highest levels of *quality and durability*.



New 100-115 hp FourStroke Gearcase Selector

Application	Standard	Command Thrust
Fibreglass / Aluminium	<19'	19'+
Offshore Single and Twin Engine	•	22'+
RIB	<20'	20'+

Note: Gearcase recommendations should be considered guidelines, not absolutes. Proper boat setup is always dependent on the individual boat model, engine height, propping, and normal running loads. In general, a Command Thrust model provides more lift than a standard model, and will perform best on boats that typically run "wet" (boats that typically operate with more running surface in contact with the water while on plane). As such, there will be exceptions to the above recommendations. Your local Mercury dealer can help you select the best model to maximize your boat's performance.

FOURSTROKE

3-Cyl. / 40 hp 4-Cyl. / 40 hp Pro / 40 hp 60 hp CT / 60 hp / 50 hp

Confidence comes as standard



(see page 37, for conditions and limitations)

There's a reason Mercury's 40-60 hp FourStrokes are so popular on the water, they do exactly what you need them to do. Every time, without any hassle. And they're so easy to operate that they're the last thing you have to worry about when you head out on the water.

POWERFULLY COMPACT

The single overhead cam configuration and long stroke design of Mercury's 40-60 hp FourStrokes increases torque for excellent acceleration, even with heavy loads. Additionally, the compact design of these FourStrokes coupled with a high output alternator makes these FourStrokes exceptionally popular.

RELIABLE TURNKEY STARTING

Mercury's Electronic Fuel Injection (EFI) delivers the one thing boaters want most: reliable turn key starts every time. Mercury's EFI system also provides better fuel flow control for improved fuel efficiency giving you more time on the water and less money spent at the fuel pump.

THEFT DETERRENCE SYSTEMS

Compliment your engine with great accessories such as the new Mercury theft deterrence system.



1995

Mercury introduce its first four-stroke outboards, in 9.9 hp and 50 hp configurations. The engines are noted for their smooth, quiet operation, fuel efficiency, low maintenance and reduced emissions.





Gears are precision-machined in-house at Mercury to ensure the highest levels of *quality* and *durability*.



Mercury's in-house heat-treating facility ensures that components are *robust* to withstand the most demanding applications.



Along with using the best possible *corrosion-fighting* materials, Mercury's exclusive multistep painting and coating process helps Mercury FourStrokes deliver *powerful saltwater protection*.

THE BIG TILLER

Mercury's optional Big Tiller popularity has increased for use on open inflatables, ribs and fiberglass boats where the longer tiller grip with convenient mounted power trim switch for easy access is easy and safe to operate at your fingertips.

Sport fishers like the optional slow speed (troll) control feature that allows for setting the slow boat-speed precisely at the speed the fish will bite.



MORE CONTROL

The Mercury 60 Command Thrust model(s) have a taller gearcase, oversized prop and lower gear ratio, they deliver more thrust and control than any other outboard of comparable horsepower.

Increased thrust is delivered by a **2.33:1 gear ratio with 44% larger gears.**



“I think customer service helps maintain a loyal customer base. If customers have an issue with the product, they can call us and see that we stand behind the product.”

Todd Ashcroft,
Mercury Marine Customer Support



Updates to processes and equipment in foundry operations at Mercury Marine resulted in the consumption of less energy while producing the highest-quality castings.

FOURSTROKE

3-Cyl. / 30 hp CT
30 hp
25 hp

It starts when you say so



(see page 37, for conditions and limitations)

When the battery on an ordinary engine is drained, you have nowhere to go. Not so with a Mercury 25-30 hp FourStroke. Every engine in the horsepower range comes standard with a manual recoil starter. So even if the battery quits, you can take matters into your own hands and keep your boating trip going.

LOW END TORQUE

These 25-30 hp FourStrokes may be small on horsepower, but they're big on displacement. Featuring loads of strong, low end torque, these outboards have the power needed to get you up on plane with immediate throttle response and quick acceleration.

STEP UP TO A 30 CT

30 hp Exclusive

Nothing moves a big load better than Command Thrust (CT). It features a 747 cc displacement powerhead producing more thrust to power heavier loads, from a heavy boat to a large aluminium or fibreglass fishing boat, the Mercury 30 CT delivers the control, thrust and low speed control to make your boating experience as best as you can imagine.

COMES IN HANDY

Thanks to the Mercury multifunction tiller handle, standard on 25-30 hp FourStroke models, you can cruise the water with one hand behind your back. This revolutionary, all-in-one handle design delivers one handed operation for shifting, stopping, throttle control, tilting, friction control and steering. Small car booths or storage areas, the 25-30 hp comes in handy again with a tiller that can fold all the way down for easy storage.





Dependable starts and performance

Battery-free Electronic Fuel Injection (EFI) on Mercury 25-30 hp FourStroke models delivers consistently easy starting, crisp throttle response, increased fuel economy and outstanding overall performance.



Great acceleration / more torque

Compact but powerful, Mercury 25-30 hp FourStroke outboards feature **extra displacement and outstanding low-end torque** that put a boat smartly on plane.



Single-handed control

The exclusive Mercury multifunction tiller handle puts **all-in-one control** in the palm of your hand – shifting, stopping, throttle control, tilting and steering (available on 526 cc models only).



Electrical support

A high-output alternator **keeps batteries charged** and fishing electronics humming.



Following testing, technicians install the propeller and top cowl, then make final quality checks before the engine is boxed, assuring the ultimate in reliability.



Gears are precision-machined in-house at Mercury to ensure the highest levels of *quality and durability*.



FOURSTROKE

2-Cyl. / 20 hp
15 hp

At the top of their class



(see page 37, for conditions and limitations)

Boaters who depend on this class of outboard expect a reliable engine that not only performs exceptionally well, but is also packed full of features. Mercury's 15-20 hp FourStrokes do not disappoint. These high displacement outboards feature lightweight designs, dual water picks and a feature-packed multifunction tiller handle that puts the power and control right at your fingertips. Once you try one of these Mercury FourStrokes you'll see why we're at the top of our class.

LOW END TORQUE

These 15-20 hp FourStrokes may be small on horsepower, but they're big on displacement. Featuring loads of strong, low end torque, these outboards have the power needed to get you up on plane with immediate throttle response and quick acceleration.

SIMPLE EASY STARTS

Mercury's 15-20 hp manual start FourStrokes feature our Exclusive Fuel Primer and Fast Idle System. This system gets you running quickly and simply with just the push of the primer bulb and a turn of the key. Unlike the Auto Choke systems used by our competition that run too leanly and struggle with the variety of fuel quality found at marinas and gas stations, Mercury's Fuel Primer and fast idle system provides the fast, easy starting you're looking for every time.

COMES IN HANDY

Thanks to the Mercury multifunction tiller handle, standard on 15-20 hp FourStroke models, you can cruise the water with one hand behind your back. This revolutionary, all-in-one handle design delivers one handed operation for shifting, stopping, throttle control, tilting, friction control and steering. Small car booths or storage areas, the 15-20 hp comes in handy again with a tiller that can fold all the way down for easy storage.





Great acceleration / more torque

Compact but powerful, Mercury 15-20 hp FourStroke outboards feature **extra displacement and outstanding low-end torque** that put a boat smartly on plane.



Following testing, technicians install the propeller and top cowl, then make final quality checks before the engine is boxed, assuring the ultimate in reliability.



Single-handed control

The exclusive Mercury multifunction tiller handle puts **all-in-one control** in the palm of your hand – shifting, stopping, throttle control, tilting and steering.



Gears are precision-machined in-house at Mercury to ensure the highest levels of *quality and durability*.



Electrical support

A high-output alternator **keeps batteries charged** and fishing electronics humming.



The industry-leading battery-free Mercury EFI system produces excellent fuel efficiency. Tiller models can be operated without a battery, which means there's no battery to maintain, handle or dispose of.



FOURSTROKE

2-Cyl. / 9.9 hp CT
9.9 hp
8 hp

Light on weight. Heavy on features



(see page 37, for conditions and limitations)

Mercury's 8-9.9 hp FourStrokes are still the lightest in their class, but being lightweight doesn't mean cutting corners. Our 8-9.9 hp FourStrokes feature a convenient multifunction tiller handle that provides easy one-hand shifting operation while the manual choke and primer features make it easy to get things started. Plus, these outboards come equipped with our exclusive automatic reverse hooks that don't require you to manually change a clumsy lever to hold the engine in place while running in reverse.

ONE HANDED CONTROL

Thanks to the Mercury multifunction tiller handle, standard on 8-9.9 hp tiller handle FourStroke models, you have the boat control needed to fish all day with ease. This revolutionary, all-in-one handle design delivers one-handed operation for shifting, stopping, throttle control, tilting and steering. Giving you unrivaled manoeuvrability and making your time on the water easier and more enjoyable.



LEVERAGE RESULTS

Mercury outboards are designed with both reliability and convenience in mind. The 8-9.9 hp Mercury FourStrokes feature an ingenious design that allows the boater to use the longer, sturdy tiller handle to gain leverage on the outboard and engage our exclusive 3-position ratcheting trim system. By pushing down on the tiller handle you can set the trim position. Simply, easily, every time.





Total tiller control

Tiller-steered versions feature the exclusive Mercury **multifunction tiller** that puts shifting, throttle control (with friction for fine-tuned trolling), stopping, tilting and steering in the palm of your hand.



Reliable starts

Exclusive Primer and Fast Idle systems get Mercury 8-9.9 hp FourStroke outboards **started fast** – hot or cold – even if poor-quality fuel becomes a factor. Just push the primer button and go.



Defining durability

The gearcase is engineered to be rugged and durable, with **robust gears and bearings and a heavy-duty skeg** that's 55% thicker and twice as strong side-to-side as the previous gearcase.



Power tilt

The fastest **power tilt** in the industry drops a Mercury 9.9 hp FourStroke outboard into the water in just five seconds. Exclusive **centering straps** (optional) align and secure the outboard in full tilt-up position while you're underway.



More thrust

Mercury Command Thrust outboards feature a deeper gearcase and a four-blade, high-thrust propeller with matching gear ratio – the **perfect setup for trolling** and precise control in all conditions.



Gears of the Mercury are precision-machined to ensure the highest level of quality and durability.



Reliability is built into the Mercury lightweight FourStroke outboards. They are built with the materials and processes that assure *Mercury quality*, no matter how large — or small — the outboard.



Mercury Marine refurbishes pre-owned engines and components so they can be returned to the market place as certified pre-owned products.

FOURSTROKE

1-Cyl. / 3.5 hp
2.5 hp

1-Cyl. / 6 hp
5 hp / 5 hp sail
4 hp

The lightweight champions



(see page 37, for conditions and limitations)

For outboard engines in this horsepower range, portability is key and Mercury's 2.5-6 hp FourStrokes are among the lightest outboards in this class. However simply being light and affordable isn't the whole story. Every Mercury portable FourStroke is packed full of features, such as our automatic reverse locking system to our convenient integral fuel tanks. These FourStrokes undergo the same corrosion resistance processes used in our higher horsepower products. Quality manufacturing backed by the largest and highly trained dealer network, dealer support systems and spare parts supply systems that are the best in the industry. No wonder boaters worldwide trust our portable FourStrokes.

REVERSE THRUST WITH MUSCLE FORCE

Mercury's 5 hp Sailpower is standard equipped with a battery charging system, a low pitch big blade propeller and a modified exhaust system re-directing the exhaust gases in reverse gear providing for unbelievable reverse thrust.

The long tiller handle will enable ease of operation if the engine is installed on an engine bracket. For engine wells the Mercury 5 sail can be equipped with an optional remote control system. In addition like all 4-5-6 Mercurys the sail model can be equipped with an optional remote fuel tank. Just snap it on, no modifications to the engine are required.

FEATURE-PACKED

These small outboards are packed with big features. From multi trim and shallow water positions (on our 4-5-6 models) to tillers with 360 (degree) steering (on our 2.5-3.5 hp models), you'll find the performance and versatility you need to meet any situation. Starting is easy, thanks to automatic decompression, which bleeds off cylinder pressure during start up, requiring less pulling force to start the engine.

LIGHTWEIGHT CHAMP

With their low weight and conveniently positioned large grip carrying handles, getting the power to your boat is not a problem. And because these lightweight outboards are subject to our rigorous testing standards, you get the same reliability as you expect from every Mercury outboards.





Precise control

Mercury 2.5 and 3.5 hp FourStroke engines feature neutral-forward shifting with 360-degree steering for full thrust in all directions.



Easy to start

Automatic decompression bleeds off cylinder pressure to reduce the pulling force required to start the engine.



Fueling options

Mercury 4, 5 and 6 hp FourStrokes feature integral fuel tanks with an external fuel-shutoff valve, as well as a fuel-tank cap on top of the cowl. For extended range, these engines also can be connected to a remote fuel tank placed in the boat.



Shallow water

Multiple trim positions enhance performance and enable shallow-water operation.

Portability with ease

Mercury's 4 -5- 6 hp FourStrokes all features standard integral fuel tank with an external fuel shut off valve and the ability to connect an optional remote fuel tank. An integral fuel tank means you don't have to connect the outboard with another fuel tank on the boat, but for the marathon boaters an optional remote fuel tank can be connected in a split second.



Portable Mercury outboards are made to the same *exacting quality* standards as their high-horsepower siblings.



OPTIMAX[®]

6-Cyl. / 250 hp
225 hp Sport Jet / 200 hp
200 hp

Proven over time



(see page 37, for conditions and limitations)

For more than a decade, the Mercury OptiMax has been getting boaters where they need to go quickly, efficiently and reliably. It's not surprising, because we designed it that way. Our exclusive Direct Injection system leads every other DFI outboard in power, fuel efficiency, reliability and versatility. Maybe that's why OptiMax is the world's top selling Direct fuel injected outboard.

THE MERCURY DIRECT INJECTION ADVANTAGE

The smaller the fuel particle the better the combustion. Mercury OptiMax direct fuel injection system sends a mist of microscopic, atomized fuel and air particles directly in to the cylinder. At just a fraction of the size of the diameter of a human hair, these fuel particles burn quicker, cleaner and more completely producing low emissions, better fuel economy and more responsive performance in a durable engine package.

PISTON UP PISTON DOWN

Piston upstroke, piston downstroke, two simple strokes that deliver a powerful advantage.

The 200-250 OptiMax are a culmination of years of technological innovation. From the start our goal was to provide boaters with superior acceleration and top speed all while delivering the clean, durable fuel efficiency you expect from an outboard motor.

THE DI ADVANTAGE

The Mercury OptiMax proven direct fuel injected system uses the most efficient fuel-and-air atomization. The unique pistons help redirect the fuel-air charge to the spark plug and the OptiMax air compressor delivers a precise charge of air for maximum combustion efficiently. In addition OptiMax is light and requires low maintenance. Add it all up and you will find that OptiMax will save money on your pocketbook.





Mercury's exclusive pressurized lost-foam foundry produces components that are *stronger, lighter* and require fewer fasteners for top-notch *reliability, strength, and lower weight*.



Mercury's powder paint top coat, which contains plasticizers for superior flexibility and long-term adhesion, is thermo-cured, resulting in a much harder, thicker and *tougher* finish than conventional paint.



The gearcase on OptiMax outboards is hydrodynamically optimized for efficiency and higher top speeds. Patented front water pickups keep the engine running cool regardless of outboard height, and heavy-duty gears and drive components provide extra durability.



Proven technology

More than a decade of reliable Mercury OptiMax performance is testimony to a great design. Low-pressure **Direct Fuel Injection (DFI) delivery, corrosion-resistant alloys and finishes, and rugged components** keep Mercury OptiMax outboards on the water, season upon season.



Accessory power

A belt-driven alternator **keeps batteries charged** to power electronics, lights, livewells and audio equipment.

Shallow-Water Champ

When the water's too shallow for propeller-driven boats, turn to a **Mercury Marine Sport Jet®**. Designed for extreme shallow-water operation. The Mercury Sport Jet pairs a jet drive with a responsive 200 hp V6 OptiMax powerhead.

SPORT JET POWER

The Mercury Sport Jet drive features a **200 hp V6 Direct Fuel Injection (DFI) OptiMax engine** for instant turnkey starting, no-smoke operation, outstanding fuel economy and excellent power. The Mercury Sport Jet has a self-draining cooling system for ease of maintenance.



MERCURY PROPELLERS

REDEFINING PERFECTION

Performance, quality and decades of engineering experience have made Mercury Propellers® the world leader in outboard propeller production. Mercury Propellers beat the competition in top speed and acceleration. Each Mercury propeller is manufactured by Mercury Marine at its dedicated casting facility in Fond du Lac, Wisconsin, a legendary foundry that transforms molten metal into pure boating performance.



“We’re passionate about quality.”

*Scott Brandsma,
Propeller Inspector*



2004

Mercury introduces Mercalloy high-ductility/highly castable aluminium alloy for props.



the crowd - fast!

If you want performance and durability, look no further than Mercury's line of aluminium props. Many aftermarket competitors claim to have performance that beats Mercury's, but where are their facts? At Mercury, we test our own propellers as well as those of our competitors to ensure our customers receive only the best. If you care about the performance of your boat, choose Mercury propellers. There are no substitutes.



FLO-TORQ® HUB SYSTEM

For superior prop confidence and dependability, corrosion-resistant Mercury props feature Flo-Torq hub technology to protect your gearcase. Flo-Torq is also designed to get you home in the event of a prop strike. Flo-Torq hub systems feature innovative noise-reduction technology, and all Flo-Torq hubs are corrosion-resistant in freshwater and saltwater.



Find the perfect prop

Follow five easy steps on the **Mercury Prop Selector** to find the ideal prop options for your boat and conditions.



Try it now at:
mercurymarine.com/propellers



MERCURY SMARTCRAFT
INTEGRATED TECHNOLOGY

KNOWLEDGE IS POWER

Our goal for **SmartCraft** is simple: **Make boating easier.** We achieve that through the use of innovative technologies that are field-tested and proven to improve all aspects of the boating experience. SmartCraft technology is the backbone of Digital Throttle and Shift (DTS), Joystick Piloting and Mercury Marine exclusive features such as Smart Tow and ECO. To keep you safe on the water, SmartCraft also monitors all critical engine functions and environmental conditions.

Ask your Mercury dealer for additional information and to help customize the right SmartCraft system for you.



VesselView 7 monitors up to four engines



VesselView4 monitors up to two engines

VESSELVIEW

Mercury VesselView – the premier engine information display in the industry – allows boaters to display engine information, genset, sounder, HVAC and much more.

VesselView 4 & VesselView 7 provide multiple advanced features:

- **Smart Tow:** Mercury exclusive – Ensure a perfect pull out of the water or to a set speed or rpm. Ideal for a seasoned skier or a child on a tube.
- **Cruise Control:** Set your boat's speed with the push of a button – just like you would with your car.
- **Troll Control:** Set the engine trolling speed in increments of 10 rpm with the push of a button for precise control.
- **ECO Feature:** Mercury exclusive – Recommends trim and rpm settings to increase fuel economy up to 20%.
- **System Scan:** At startup, the display performs a diagnostic check of the engine, providing you peace of mind.
- **NMEA 2000 Gateway:** Allows SmartCraft data to be displayed on NMEA 2000 devices, such as chart plotters.
- **Multi-Language Support:** Information can be displayed in 16 languages.

VesselView 7 Exclusive Features:

- VesselView 7 can display video from cameras mounted on your boat to aid in docking, just like the backup camera in your car.
- When paired with a Simrad™ chart plotter or Mercury Unlock GPS antenna, the display can double as a chart plotter and will support Simrad radar, sonar, SonicHub™ and more.

DIGITAL THROTTLE AND SHIFT

Our SmartCraft **Digital Throttle and Shift (DTS)** delivers precise control and smooth operation to the outboard experience.

Advanced DTS features* include:

- **Start / Stop** – Start and stop your engine with a push of a button
- **Single Lever Mode** – Control multiple engines with just one lever
- **Dock Mode** – Reduce control sensitivity by 50% for easier docking and improved manoeuvrability
- **Lighting Control** – Brighten / dim all Mercury helm-component lighting from one location at once

** Features dependent on control and application*



Dual Handle
DTS Control



SC1000 Speedometer
Available in black, white and gray

SC1000 AND MERCMONITOR GAUGES

The Mercury SC1000 and MercMonitor are the marine industry's most advanced gauges, offering essential vessel information along with advanced features such as Smart Tow, ECO, Troll Control and NMEA 2000 Gateway (gauge dependent).

Mercury SmartCraft gauges provide instant, reliable information at a glance. Combined with additional sensors, Mercury's digital gauges are powerful tools to provide safety and comfort on the water.



MercMonitor
displaying ECO-Screen

THEFT DETERRENT SYSTEM (TDS)

The **Mercury Theft Deterrent System (TDS)** improves boat and engine security. Simply plug the automotive-style key fob into the docking station on the helm and you're ready to go. The engine will start in guardian mode if the fob isn't present, but rpm is limited.



TDS Docking Station



Oval MP Alert

MOVING PROPELLER ALERT

The **MP Alert** system is the ideal safety choice to notify swimmers that a propeller is in motion. This system uses LED lights on the stern of the boat to alert swimmers that the propeller is moving. It's available in either a round or oval-shaped light package.



OILS & LUBRICANTS

INDUSTRY-LEADING PROTECTION

After taking a severe beating from rough waves, high levels of moisture and an extremely high throttle output, your marine engine requires scheduled care available from our genuine parts and accessories. With so many moving parts, your outboard lives on proven performance oils and lubricants specially designed by our experienced and knowledgeable engineers. Our specialized oils and lubricants are manufactured to give any outboard the best performance, making Quicksilver Lubricants your only choice during scheduled maintenance.





Won't let you down

There's nothing more exciting than the first boat ride of the season – until the engine won't start due to fuel issues. Mercury can help keep your outboard running right with quality fuel additives and water-separating fuel filters. The advanced formulas of Mercury fuel products deliver reliable performance that imitation brands can't match.

Recommended Mercury Two-Stroke Oils

	Low hp 2.5 hp - 30 hp Carbureted or EFI	Mid hp 40 hp - 115 Hp Carbureted or EFI	High hp above 115 hp Carbureted or EFI	All hp Direct Injection
Premium	★★	★★	-	-
Premium Plus	★★★	★★★	★★★	★★★
OptiMax/DFI Oil	★★★★	★★★★	★★★★	★★★★

Recommended Mercury FourStroke Oils

	Low hp 2.5 hp to 30 hp	Mid hp 40 hp - 115 hp	High hp above 115 hp	Verado
25W40	★★★	★★★	★★★	★★★
25W40 Synthetic Blend	★★★★	★★★★	★★★★	★★★★

NOTE: 10W30 is recommended in operating temperatures for use below 40°F (4°C) for outboards (except Verado) and outboard 30hp and below with manual start.

The right engineering

A world-class engine should be maintained with world-class parts. Mercury Precision Parts® are original parts and accessories, so they keep your engine within its original specifications. They should – they're designed by the same people who design Mercury engines.



MERCURY AUTHORIZED DEALERS



YOUR HOME TEAM

Each Mercury outboard comes with something no one else has: a Mercury Dealer. From helping you select the best engine for your needs to providing you with expert service after the sale, everyone at your local Mercury dealership is there to ensure your satisfaction. And with nearly 6000 dealers worldwide, help is never far away.



WHY IT MATTERS

Mercury provides the training, support and tools to ensure that our dealers are prepared to provide top-notch service.

Making the grade

When it comes to maintaining your Mercury outboard, skilled technicians always get the job done. We take training so seriously; we created Mercury University, a factory-conducted technician training program that includes online and classroom instruction on all Mercury Marine outboards, controls, gauges, propellers, and parts and accessories. Only those who take required classes and pass our tests can be Certified Technicians, with continuing education and training serving as requirements to maintain certification. Several thousand active Certified Technicians are trained every year to sharpen their skills and keep their certifications up-to-date, offering you confidence in our ability to supply the most accurate information when choosing your new outboard.



A foundation for satisfaction

Walking into a Mercury dealer showroom is the official start to your boating experience. Having the most knowledgeable and best-equipped dealers ensures your boating experience starts out on the right course.

SATISFACTION GUARANTEED

We know we build reliable engines. We know we make them easy and intuitive to use. We also know that few environments are more unpredictable than the marine environment. That's why if something goes wrong, we're right there with the most comprehensive warranty in the industry. It's our commitment to your satisfaction and our promise to you for putting your faith in us.



Peace of mind

Every pleasure use Mercury outboard, from our 2.5 hp portable to our Verado 300 are eligible to an extended 5 year warranty coverage as standard manufacturer's warranty for your peace of mind.

Five-year limited non-declining, factory-backed. Conditions and exclusions apply. Not applicable for commercial and racing applications.



Backed for the future

Every pleasure use Mercury outboard of OptiMax and Verado technologies comes with a standard three-year, factory-backed non-declining warranty. The coverage on the last day of your warranty is exactly the same as the first day you bought your engine.

The coverage doesn't decline based on the age of the engine, nor the hours you've logged.



Built to live in water

The same is true with our exclusive corrosion protection. Mercury provides all pleasure craft engines limited corrosion protection for three full years. So no matter whether you run in freshwater or salt, you're covered in even the harshest marine environments.

SPECIFICATIONS

GEAR SHIFT

DTS - Digital Throttle and shift • F-N-R - Mecanical Forward Neutral Reverse • F-N - Forward Neutral

STEERING

EHPS - Electric Hydraulic Power steering • B.T.O. - Big Tiller optional • RO. - Remote optional

ALTERNATOR SYSTEM

ESM - On Electric Start Models only • OPT - Optional • OPT - Optional 4 amp (50 Watt) lighting, 2 amp (25 Watt) charging • ML - ML Models only

TRIM SYSTEM

EHPT - Electric Hydraulic Power Trim and Tilt • EHT - Electric Hydraulic Tilt (no Trim) •
GAT - Gas assist trim • MTT - Manual Trim and Tilt • SWD - Shallow Water drive

FUEL TANK

INT - Integrated fuel tank • RO - remote optional

Gear Shift	Steering	Alternator System	Trim Positions	Fuel Tank	Fuel Requirements	Weight ⁽³⁾	Available Boat Transom Heights	Counter Rotation	
	DTS	EHPS	70 amp. (882 Watt)	EHPT	N/A	UL95R	300 kg	L - XL - XXL	CXL - CXXL
	DTS	EHPS	70 amp. (882 Watt)	EHPT	N/A	UL95R *note	288 kg	L-XL	N/A
	DTS	EHPS	70 amp. (882 Watt)	EHPT	N/A	UL95R *note	288 kg	L - XL - XXL	CXL - CXXL
	DTS	EHPS	70 amp. (882 Watt)	EHPT	N/A	UL95R *note	288 kg	L-XL	N/A
	DTS	EHPS	70 amp. (882 Watt)	EHPT	N/A	UL90R	288 kg	L - XL - XXL	CXL - CXXL
	F-N-R	Remote - BTO	60 amp. (756 Watt)	EHPT	N/A	UL90R	229 kg	L - XL - XXL	CXL - CXXL
	DTS	EHPS	70 amp. (882 Watt)	EHPT	N/A	UL90R	288 kg	L - XL - XXL	CXL - CXXL
	DTS / F-N-R	Remote - BTO	60 amp. (756 Watt)	EHPT	N/A	UL90R	225 kg	L - XL - XXL	CXL - CXXL
	DTS	Remote - BTO	70 amp. (882 Watt)	EHPT	N/A	UL90R	231 kg	L - XL	CXL
	F-N-R	Remote - BTO	60 amp. (756 Watt)	EHPT	N/A	UL90R	225 kg	L - XL	CXL
	F-N-R	Remote - BTO	60 amp. (756 Watt)	EHPT	N/A	UL90R	225 kg	L	N/A
	F-N-R	Remote	60 amp (756 Watt)	N/A	N/A	UL90R	166 kg	JET	N/A
	DTS	Remote - BTO	70 amp. (882 Watt)	EHPT	N/A	UL90R	231 kg	L - XL	CXL
	DTS	Remote - BTO	70 amp. (882 Watt)	EHPT	N/A	UL90R	231 kg	L - XL	CXL
	F-N-R	Remote - BTO	60 amp. (756 Watt)	EHPT	N/A	UL90R	206 kg	L - XL	CXL
	F-N-R	Remote - BTO	60 amp. (756 Watt)	EHPT	N/A	UL90R	195 kg	L - XL	N/A
	F-N-R	Remote - BTO	35 amp. (441 Watt)	EHPT	N/A	UL90R	163 kg	L - XL	N/A
	F-N-R	Remote - BTO	35 amp. (441 Watt)	EHPT	N/A	UL90R	165 kg	L - XL	CXL
	F-N-R	Remote - BTO	60 amp. (756 Watt)	EHPT	N/A	UL90R	170 kg	L - XL	N/A
	F-N-R	Remote - BTO	35 amp. (441 Watt)	EHPT	N/A	UL90R	163 kg	L - XL	N/A
	F-N-R	Remote - BTO	35 amp. (441 Watt)	EHPT	N/A	UL90R	165 kg	L - XL	N/A
	F-N-R	Remote - BTO	35 amp. (441 Watt)	EHPT	N/A	UL90R	163 kg	L	N/A
	F-N-R	Remote - BTO	35 amp. (441 Watt)	EHPT	N/A	UL90R	163 kg	L	N/A
	F-N-R	Remote - BTO	35 amp. (441 Watt)	EHPT	N/A	UL90R	165 kg	L	N/A
	F-N-R	Remote - BTO	18 amp. (226 Watt)	EHPT	N/A	UL90R	118 kg	L	N/A
	F-N-R	Remote - BTO	18 amp. (226 Watt)	EHPT	N/A	UL90R	112 kg	L	N/A
	F-N-R	Remote - BTO	18 amp. (226 Watt)	EHPT	N/A	UL90R	112 kg	L	N/A
	F-N-R	Remote - BTO	18 amp. (226 Watt)	EHPT	N/A	UL90R	112 kg	L	N/A
	F-N-R	Remote - BTO	18 amp. (226 Watt)	EHPT or GAT or MTT	N/A	UL90R	98 kg	S-L	N/A
	F-N-R	Remote - BTO	18 amp. (226 Watt)	EHPT	N/A	UL90R	112 kg	L	N/A
	F-N-R	Remote - BTO	18 amp. (226 Watt)	EHPT	N/A	UL90R	98 kg	L	N/A
	F-N-R	Tiller or Remote	15 amp. (186 Watt)	EHPT or GAT or MTT	25 L	UL90R	78 kg	S-L	N/A
	F-N-R	Tiller or Remote	15 amp. (186 Watt)	EHPT or MTT	25 L	UL90R	71 kg	S-L	N/A
	F-N-R	Tiller or Remote	12 amp. (138 Watt)	6 & SWD or EHT	12 L	UL90R	52 kg	S-L	N/A
	F-N-R	Tiller or Remote	12 amp. (138 Watt)	6 & SWD or EHT	12 L	UL90R	52 kg	S-L	N/A
	F-N-R	Tiller or Remote	6 amp. (76 Watt) ESM	6 & SWD or EHT	12 L	UL90R	38 kg	S-L	N/A
	F-N-R	Tiller or Remote	6 amp. (76 Watt) ESM	6 & SWD or EHT	12 L	UL90R	40 kg	S-L	N/A
	F-N-R	Tiller or Remote	6 amp. (76 Watt) ESM	6 & SWD	12 L	UL90R	38 kg	S-L	N/A
	F-N-R	Tiller -RO	OPT	6 & SWD	1.1 L INT - RO	UL90R	25 kg	S-L	N/A
	F-N-R	Tiller -RO	4 amp. (50 Watt)	6 & SWD	1.1 L INT - RO	UL90R	25 kg	S-L	N/A
	F-N-R	Tiller -RO	4 amp. (50 Watt) ML	6 & SWD	1.1 L INT - RO	UL90R	25 kg	S-L	N/A
	F-N-R	Tiller -RO	OPT	6 & SWD	1.1 L INT - RO	UL90R	25 kg	S-L	N/A
	F-N	Tiller	N/A	4	0.95 litre INT	UL90R	17 kg	S-L	N/A
	F-N	Tiller	N/A	4	0.95 litre INT	UL90R	17 kg	S	N/A

(1) Model offering may vary from one country to another. Please see your local dealer for specific information.

(2) HP/KW measured at propshaft in accordance with ICOMIA 28.

(3) Dry weight specification is for lightest model and excludes engine oil, rigging hardware and propeller.

AVAILABLE BOAT TRANSOM HEIGHTS 381 mm (S) - 508 mm (L) - 635 mm (XL) - 762 mm (XXL)

COUNTER ROTATION 635 mm (CXL) - 762 mm (CXXL)

FUEL UL90R - 90RON minimum. UL95R - 95RON Minimum. *note 90RON compatible

For more information on the propeller that is right for you, please see your dealer.

We're behind you.

*Meet the people behind the industry's best ownership experience:
the detail-minded, quality-focused people of Mercury Marine.
Their dedication, experience, and passion for boating make your
time on the water better.*

© 2014 Brunswick Marine in EMEA. All Rights Reserved. Part #: 90-8M0098016

Brunswick Marine in EMEA continuously explores means to improve the products it designs, manufactures and distributes. Every effort is made to produce sales and service literature which is current. Changes to specifications of engines, boats and accessories are ongoing.

This brochure should not be regarded as a precise guide to the latest specifications. This brochure is also not an offer for sales of any particular engine, boat or accessory. Distributors and dealers are not agents of Brunswick Marine in EMEA or one of its affiliates and they have no authority to bind Brunswick Marine in EMEA by any express undertaking or representation, including but not limited to representations of product, sales, applications or service nature.

Not all products are available in all countries and some are available only in limited quantities. Some products shown in this catalogue are equipped with optional accessories. Please see your local dealer.

The quality system of
Brunswick Marine in EMEA
is ISO 9001:2000 certified

Visit <http://www.brunswick-marine.com>