



QUICKSILVER®
CAPTUR



Life is now



Welcome to the Captur range from Quicksilver.

Captur gives you the freedom of the water, the freedom to fish and the freedom to be spontaneous. Perfect for friends and serious fishermen – they offer everything you could need and more.

From day trippers to overnighters, these boats let you seek out life rather than just let it happen – to enjoy life to the full: carefree and worry-free. Boats with all the power, comfort and practicality to get you out there. Life is more fun when you remove the obstacles. Life is for living, for remembering. It's a journey.

Seize the moment.

Explore our complete range of boats and dealer network now at www.quicksilver-boats.com



QUICKSILVER®

CONTENT

New Captur Pilothouse range	5
The Smart Edition	7
755 Pilothouse	8 - 11
675 Pilothouse	12 - 15
605 Pilothouse	16 - 19
555 Pilothouse	20 - 21
280 Arvor	24 - 27
250 Arvor	28 - 31
230 Arvor	32 - 33
215 & 215 AS Arvor	34 - 35
500 Fish	36
440 Fish	36
410 Fish	37
360 Fish	37
SMART Edition & Packs	38 - 39
Specification Table	38 - 39





Quicksilver's new Captur Pilothouse range - Welcome to Fun

Sure...our boats are designed for a great fishing experience. But we know that you use your boat with your family and friends as well. Our new Pilothouse range has been specifically designed to give you best-in-class features for optimal fishing and leisure combined with the comfort and style you have come to expect from Quicksilver.

This year you have a whole new range of boats to choose from. The 755 Pilothouse combines true cruising comfort with our largest fishing cockpit ever, matched by a 250 horsepower engine for speed and the latest advances for a great time on the water. The 675 Pilothouse offers best-in-class cockpit space with a variety of tailored options. And our competitively priced 605 and 555 Pilothouse provide a fantastic boating experience with a myriad of technical and comfort capabilities.







The Smart Edition - the best way to get the options you need

People are different. So why should every boat be the same? We have designed our boats for optimal use, but we know that everybody has their own preferences. That's why we are introducing the Smart Edition. The Smart Edition gives you what you need: a variety of option sets that are most frequently requested by our customers. So you can be sure you get the options you want. They also save you an average of 10%-15% when compared to ordering options separately. Best of all, the Smart Edition has short delivery times and is probably already available at your local dealer right now – you'll be on the water before you know it.

Explore our complete range of boats and dealer network at www.quicksilver-boats.com



755 PILOTHOUSE

Where serious fishing and family fun are all in a day's play

A fishing trip is never going to be a rough and ready affair in this addition to the Pilothouse range. Combining the best fishing equipment package with a full interior double berth, the 755 brings fishing aficionados a real touch of luxury along with all the practical touches the seasoned boater would expect. Boasting the largest HP range, with single engine up to 250hp you'll be enjoying both speed and power.

SAFETY

In addition to the standard features you would expect for trouble-free boating such as navigation lights, sturdy swim ladder and well-placed grab rails, this is the only boat in its class to offer an electronics package for the covered exterior second helm, providing GPS/chartplotter. An electrical windlass takes the strain out of weighing anchor, whilst a bow thruster makes for easier docking. Whenever you want to take to the water, swim platforms make access on and off the boat simple and safe.

STORAGE

In addition to the luxury fish locker, our savvy designers have integrated a wealth of practical touches to facilitate storage of all fishing and leisure equipment.

COMFORT

Nothing has been left to chance in anticipating your comfort. Even before the rigours of a day's serious fishing, the full double berth looks enticingly restful. Meanwhile on deck the walkthrough transom, combined with triple forward facing interior seating and dedicated galley area ensures ease of movement, comfort and a spacious feel throughout. A special comfort pack option will provide pleasure-seekers with modern conveniences such as bow cushions, table, refrigerator and a cockpit shower. With the additional options of a seawater toilet and interior curtains you will have all the conveniences you need to enjoy your adventures afloat.

SMART EDITION

Be sure to get what you need: the Smart Edition is based on the options that are most frequently requested by our customers.

The 755 Pilothouse Smart Edition contains additional fish options: a bait preparation station, raw water washdown, fish locker pumpouts and windshield wash; additional cabin comfort by adding a roof hatch, forward window, salon table, cabin curtains and a refrigerator, as well as extra cockpit comfort with 2 flip seats, a cockpit table, a cockpit shower and bow cushions.

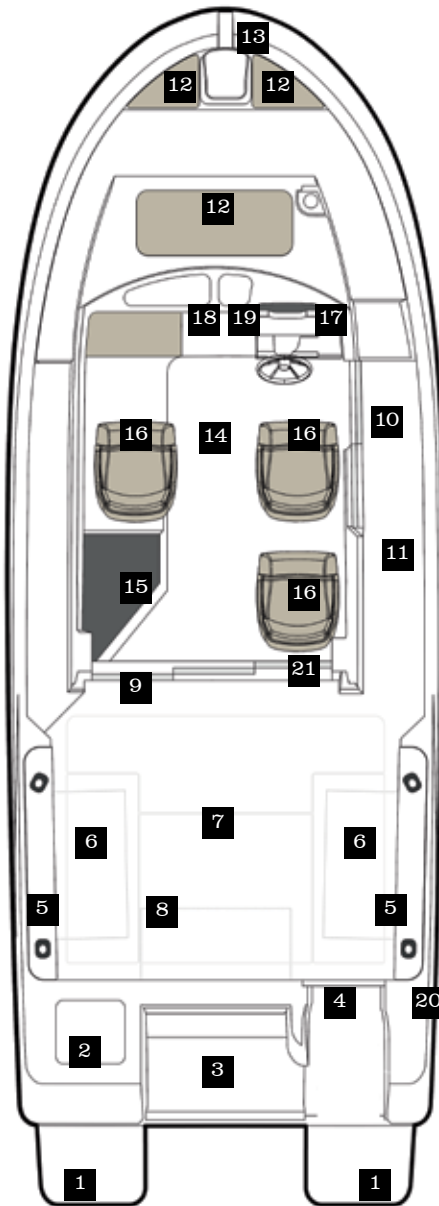
In addition to that you save an average of 10% when compared to ordering options separately and this edition is probably already available at your local dealer right now.

FISHING

This is where the 755 comes into its own, offering as it does the best fishing package with a premium livewell system, fishwell locker pumpout systems, additional rod holders and more. The fishing experience is maximised with the largest fishing cockpit, which allows for complete conversion thanks to flip-up flush-fitting seating to provide a clear area.







Model specifications

Length Overall (M)	7,39	Fuel Capacity (L)	300
Beam Maximum (M)	2,79	CE Design Category	C
Height - Without Canvas (M)	2,83	Maximum Number of People	8
Dry Weight (Kg)	1800	Maximum Power (HP/kW)	250/186

Model features

- Optional port & starboard swim platforms
- Livewell
- Optional bait preparation station and 2 additional rod holders (with Fish Pack)
- Walkthrough transom door
- 2 rod storage racks (3 rods per side)
- 2 fish lockers with standard drains and optional electric pumpout available with Fish Pack
- Cockpit floor storage & battery access & cockpit service hatch
- Aft & port flip down bench seats, cockpit table, and cockpit shower as part of optional Cockpit Comfort Pack
- Sliding cabin entry door
- Pilothouse helm access sliding entry door
- Cockpit level access walkway to foredeck
- Bow seats with optional cushions (with Cockpit Comfort Pack)
- Foredeck anchor locker and stainless steel tilt bow roller with optional forward windlass
- Cabin floor and seat base storage lockers
- Dedicated galley with sink, fresh water system, stove and optional refrigerator
- 3 cabin seats with slide/swivel & flip-up bolsters
- Integrated helm with hydraulic steering, SmartCraft instrumentation, mounting area for optional 7" GPS/Depthfinder and sonic-hub entertainment system and 12v outlet
- Double berth with storage below and berth cushions
- Optional seawater toilet
- Optional raw water washdown (with Fish Pack)
- Optional cockpit helm and optional 5" second station electronics (GPS/Chartplotter networked to primary system) with weather cover



675 PILOTHOUSE

Perfect for a great day out

Are you looking for great performance at an attractive price? The 675 Pilothouse contains an intelligently designed cockpit for comfort, coupled with class-leading space that is perfect for both fishing and leisure. The craft's maximum 200 horsepower engine will allow you to easily reach a cruising speed of 25 knots. And whether you want to relax with friends or get your line in the water, our SMART edition combines the right mix of Cockpit, Cabin and Fishing options for your needs—your boat will be perfectly suited to your lifestyle.

SAFETY

The 675 Pilothouse is a ready-for-fun craft designed with safety in mind. High freeboards in the cockpit, safety rails, and easy bow access ensure a worry-free water experience with plenty of other safety options too. The helm provides 360° visibility, swim platforms for your family and friends to get in and out of the water safely and easily, and an optional windlass ensures extra control – whether you want to leave in a hurry or stay exactly where you are.

COMFORT

Your comfort is our goal. The fully configurable cockpit space can be converted in a minute to seating and dining area with an optional comfort pack. In the cabin there is seating for four, and a convertible berth that sleeps two. A wide starboard walkaround allows easy bow access, and a sliding door provides shelter and quick availability to the rest of the boat. The handy galley with sink and cooker can be easily upgraded to include fresh water capabilities and a refrigerator. You can also enhance your craft with a dual helm station, sea toilet and colored hull.

STORAGE

The 675 Pilothouse combines a sense of space and freedom without sacrificing storage. Your fishing rods will fit perfectly in a lockable floor storage area. Lockers in the cockpit floor, a fully-lined storage area below the galley, and additional space under the berth and the aft bench seat provide a variety of safe, accessible locations for you to keep all of the things you need for fishing and fun.

FISHING

Ready for a great fishing experience? Prepare your bait at the dedicated station with an integrated cutting board. Then locate the best fishing location with your optional GPS/fish finder. Once you're there, grab your rods from the easily-accessible, rod holder, and get that hook in the water from the large cockpit or forward fishing platform. And when you start to reel them in, keep your catch fresh in the fish lockers with optional pump/aeration system. The 675 Pilothouse – designed to enhance your fishing day from start to finish.

SMART EDITION

Be sure to get what you need: the Smart Edition is based on the options that are most frequently requested by our customers.

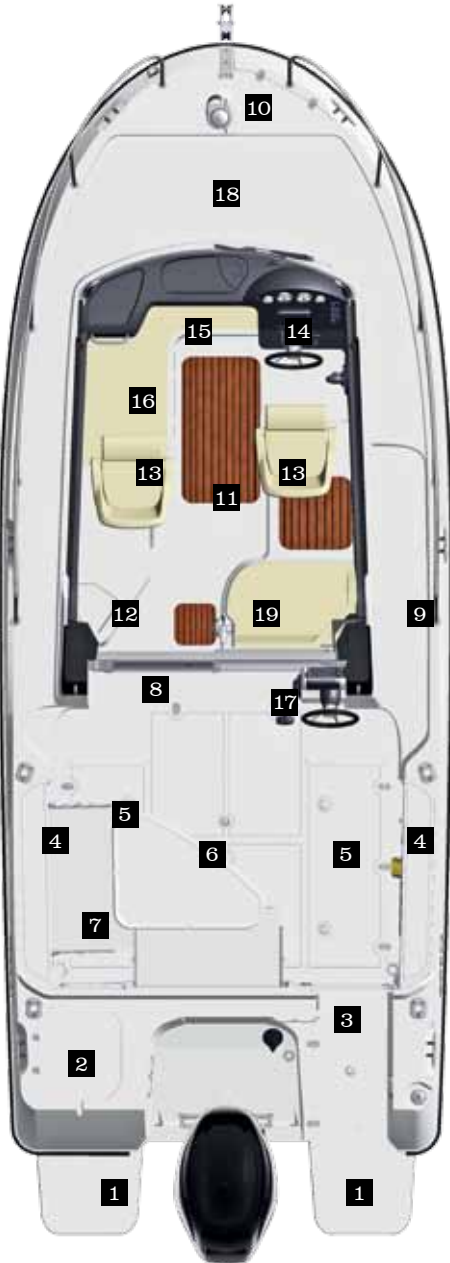
The 675 Pilothouse Smart Edition contains additional fish options: a baitwell system, raw water washdown and 2 additional rod holders, single fish locker pumpout; additional cabin comfort by adding a roof hatch, a berth filler and cabin curtains, as well as extra cockpit comfort with 2 flip seats and a cockpit table.

In addition to that you save an average of 15% when compared to ordering options separately and this edition is probably already available at your local dealer right now.





675 PILOTHOUSE



Model specifications

Length Overall (M)	6,55	Fuel Capacity (L)	200
Beam Maximum (M)	2,54	CE Design Category	C
Height - Without Canvas (M)	2,79	Maximum Number of People	7
Dry Weight (Kg)	1585	Maximum Power (HP/kW)	200/147

Model features

- Optional port & starboard swim platforms
- Livewell
- Walkthrough transom door
- 2 rod storage racks (3 rods per side)
- 2 fish lockers with standard drains and optional port electric pumpout available with Fish Pack
- Cockpit floor storage & battery access & cockpit service hatch
- Aft & port flip down bench seats and cockpit table as part of optional Cockpit Comfort Pack
- Sliding cabin entry door
- Access walkway & access to foredeck
- Foredeck anchor locker with optional forward windlass
- Cabin floor and seat base storage lockers
- Dedicated galley with optional fresh water system, stove and refrigerator as part of Galley Pack
- 2 seats with slide/swivel & flip-up bolsters
- Integrated helm with hydraulic steering, SmartCraft instrumentation, mounting area for optional GPS/Depthsounder/Stereo and 12v outlet
- Double berth with storage below and berth cushions
- Optional seawater toilet
- Optional cockpit helm and optional 5" second station electronics (GPS/Chartplotter networked to primary system) with weather cover
- Bow area suitable for fishing
- Double wide bench seat with incorporated storage

As a company committed to continuous product improvement specifications are subject to change.



605 PILOTHOUSE

Great value, great fun

Are you passionate about fishing? Our 605 Pilothouse provides real value. The 115 horsepower engine and larger than average cockpit make it easy to get to the fish and get those rods over the side. Make it even easier with an optional second helm station with navigation electronics. And our SMART edition now combines the perfect mix of Cockpit, Cabin and Fishing options to ensure that your craft is suited to your specific lifestyle and needs.

SAFETY

The 605 Pilothouse gives you such a good fishing experience you might not notice how safe it is! A hinged gate provides sea-height access to the transom. Starboard and port walkarounds provide fast accessibility to all areas of the boat. And a bow windlass option makes it easier than ever to drop anchor. The tempered glass windshield and large aft window with 360° visibility make it a breeze to see exactly where you are, and the best-dash-in-size range provides ample space for instrumentation and electronics to keep your journey on track.

COMFORT

Find all-weather protection in the cabin, with seating for two. Extra, easy-to-convert cockpit seating and dining area, offer you the possibility to relax outside. And after some intensive fishing, close the cabin curtains and grab a nap in the two-sleeper berth with fill-in cushions, and let the waves rock you to sleep.

FISHING

Expect plenty of cockpit space for you and your friends to enjoy great fishing moments. Store up to six rods below the coaming caps or in a secure and lockable floor storage area. Find the best fishing area with your optional GPS package and fish from the large cockpit. Then use the built-in lockers to store your catch until it's time to grill. The 605 Pilothouse – ideal for fishing with friends.

STORAGE

The 605 Pilothouse is all about a sense of freedom and open space on the water – no cluttered experience here. Rods and other storage items will fit easily in lockable floor areas or in the high freeboards. Your bait and fish will stay fresh in the livewell and fish locker. And with storage possibilities under the bench and storage lockers in the cockpit floor, you'll have plenty of space to move around with ease.

SMART EDITION

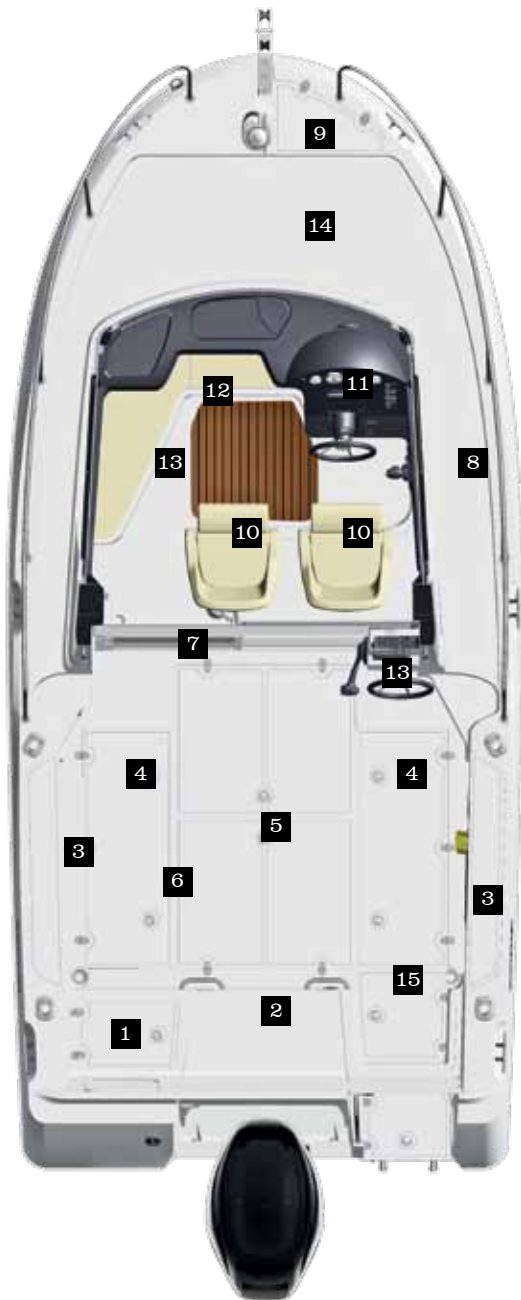
Be sure to get what you need: the Smart Edition is based on the options that are most frequently requested by our customers.

The 605 Pilothouse Smart Edition contains additional fish options: a baitwell system, raw water washdown and 2 additional rod holders; additional cabin comfort by adding a roof hatch, a berth filler and cabin curtains, as well as extra cockpit comfort with upholstery for the bench seat, a cockpit table and a port flip seat.

In addition to that you save an average of 15% when compared to ordering options separately and this edition is probably already available at your local dealer right now.







Model specifications

Length Overall (M)	5,75	Fuel Capacity (L)	160
Beam Maximum (M)	2,54	CE Design Category	C
Height - Without Canvas (M)	2,70	Maximum Number of People	6
Dry Weight (Kg)	1345	Maximum Power (HP/kW)	150/110

Model features

1. Livewell
2. Full bench seat with motor cover
3. 2 rod storage racks (3 rods per side)
4. 2 fish lockers with standard drains
5. Cockpit floor storage & battery access & cockpit service hatch
6. Optional port flip down bench seats and cockpit table as part of optional Cockpit Comfort Pack
7. Sliding cabin entry door
8. Access walkway & access to foredeck
9. Foredeck anchor locker and stainless steel tilt bow roller with optional forward windlass
10. 2 seats with slide/swivel & flip-up bolsters
11. Integrated helm with hydraulic steering, mounting area for optional GPS/Depthsounder/Stereo and 12v outlet
12. Double berth with storage below and berth cushions
13. Optional cockpit helm and optional 5" second station electronics (GPS/Chartplotter networked to primary system) with weather cover
14. Bow area suitable for fishing
15. Transom access and removable back seat

As a company committed to continuous product improvement specifications are subject to change.

555 PILOTHOUSE

Where fantastic fishing begins

If you like to make the most of what life has to offer, here's a great introduction to life afloat. Covering all the essential features a keen weekend angler looks for, this compact fishing boat offers the kind of intelligent design and features that really make a difference to your experience aboard, making your time on the water effortlessly enjoyable. With a well-proportioned cockpit, there's plenty of space for fishing whilst a compact cabin offers protection from the elements all year round. Our Smart Edition and optional packs ensure you get just the boat you want and need.



SAFETY

Safety comes as standard with all Quicksilver boats and you will appreciate this as soon as you step aboard. You'll notice the sense of stability a high freeboard brings and enjoy the ease of movement to the bow that the asymmetric layout allows. With 360 degree visibility from the helm plus real glass and windscreen wipers, you're ensured a clear view even when conditions get rough. Two automatic bilge pumps are there to keep conditions aboard clean and dry. We've also created dedicated space on helm for a large GPS/chartplotter, making navigation plain sailing.

COMFORT

You'll enjoy the sense of space we've created here. With this model you'll find there's room to dine and relax. Interior seating is provided for 2 or 3 and you can add in a bench and cockpit table for further seating options. You'll notice how the thoughtfully-designed layout ensures ease of movement on board for adults and children alike, as well as enabling easy access to the bow area. With a cabin you've got year-round protection from the elements and with the comfort pack, 2 people can enjoy a peaceful night's sleep here too.

FISHING

This boat's larger-than-average cockpit area and substantial forward fishing platform provide plenty of room for the important business of fishing. There's space for up to 6 rods to be conveniently stored away when not in use, plus this boat comes with 2 standard rod holders on deck, with the option to add 2 more. Make the most of this boat's angling potential and add an optional moulded-in fish locker with thru-hull drain and pump out system or livewell with constant freshwater delivery system to keep bait and fish healthy.

STORAGE

Enjoyment of your space is key to your boating experience. All of your onboard needs are anticipated here, and you'll be thrilled with the abundance of fishing and general storage features throughout the cockpit and cabin. Lockable storage in cockpit is also provided for extra security and peace of mind.

555 PILOTHOUSE

SMART EDITION

Be sure to get what you need: the Smart Edition is based on the options that are most frequently requested by our customers.

The 555 Pilothouse Smart Edition contains additional fish options: a baitwell system, raw water washdown and 2 additional rod holders; additional cabin comfort by adding a roof hatch, a berth filler and cabin curtains, as well as extra cockpit comfort with upholstery for the bench seat, a cockpit table and a spreader light.

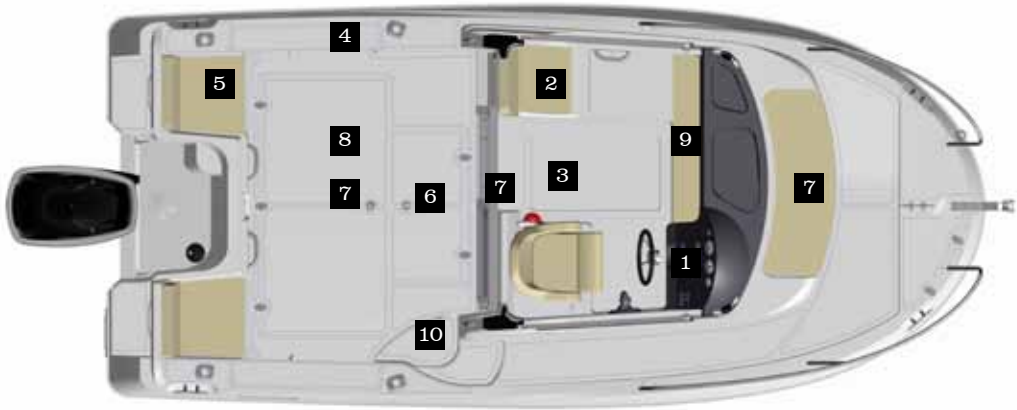
In addition to that you save an average of 15% when compared to ordering options separately and the SMART has short delivery times.

Model features



1. Analog tachometer and speedometer plus 12v socket standard in the dash board.
Optional Electronics Pack comes with GPS/Depthfinder/Stereo
2. 2 options for co-pilot seating: standard seat or optional bucket seat
3. Bench seat filler as part of the Cockpit Comfort Pack
4. 2 rod storage racks (3 rods per side), 2 additional rodholders with the Fish Pack
5. Baitwell system optional
6. Fishwell system with standard drains part of the Fish Pack
7. Optional spreader light, bow cushion and cockpit table as part of the Cockpit Comfort Pack
8. The cockpit area offers spacious floor storage, battery access and cockpit service hatch
9. Berth upholstery, berth filler and cabin curtains as part of the Cabin Comfort Pack
10. Raw water wash-down as part of the Fish Pack

Model specifications

Length Overall (M)	5,31	Fuel Capacity (L)	90
Beam Maximum (M)	2,40	CE Design Category	C
Height - Without Canvas (M)	2,58	Maximum Number of People	5
Dry Weight (Kg)	1170	Maximum Power (HP/kW)	115/85



As a company committed to continuous product improvement specifications are subject to change.





QUICKSILVER



Arvor

This is the natural choice for fishing. A range of boats that combines reliability, practicality and technology to make all those trips memorable.

When it comes to power, you've got everything you need to get you there and back safely and smoothly. Solid diesel inboard engines blend higher displacement with the very latest advancements to deliver the performance, dependability and extreme trolling capability you need. Superior engine technology that also cuts fuel consumption and emissions.

For even greater reassurance, a low centre of gravity means a stable ride and position when you're fishing, while a transom door and high freeboards provide easy access getting in and around the boat. And to put you further at ease, the comfortable cabin includes a seating area that also turns into a berth.

You also get more space and fishing access aft – all helped by the propeller being neatly tucked away underneath. Add in rodholders, fish lockers, a cutting board and a livewell all as standard and there's nothing to get in the way of you and a great day's fishing.



QUICKSILVER®



280 ARVOR



The ultimate in luxury and practicality

In the world of Arvor practicality is never dull. We've used all our extensive experience to give you the perfect all round boat for fishing in the shape of the 280.

On board you'll discover that user-friendly design and thoughtful features meet a touch of luxury to make your fishing as enjoyable and comfortable as possible.

Ease of use is assured thanks to standard-fit hydraulic steering, bow thruster, trim tabs and dual electric wipers. While three electric bilge pumps, a trolling valve, an electric windlass and a revised, longer swinging bow roller help even more with life on board.

And for the true fisherman, the 280 Arvor's roomy cockpit boasts an aquarium-style livewell with pump, a fish locker and three wooden foldable benches where you can sit back, relax and discuss the day's catch.

So if you demand and expect the very best from a fishing boat, you've found it.



SAFETY

- Low centre of gravity ensures stable ride of the boat and stable position while fishing
- High freeboard for fisherman safety
- Transom door to ease access in and out of the boat
- Three electric bilge pumps

COMFORT

- Four-berth accommodation provides ample overnight space
- Additional facilities include both a baggage and toilet compartment
- The galley features a sink and tap together with a cooker and a storage container
- Comfortable cabin with pilot and co-pilot seat
- The helm is equipped with full engine instrumentation and an electric switch panel with circuit breakers. The pilothouse is very accessible thanks to its sliding door at portside
- Hydraulic steering makes driving and manoeuvring a true pleasure
- A standard electric windlass to ease mooring
- A standard bow thruster to ease docking

FISHING

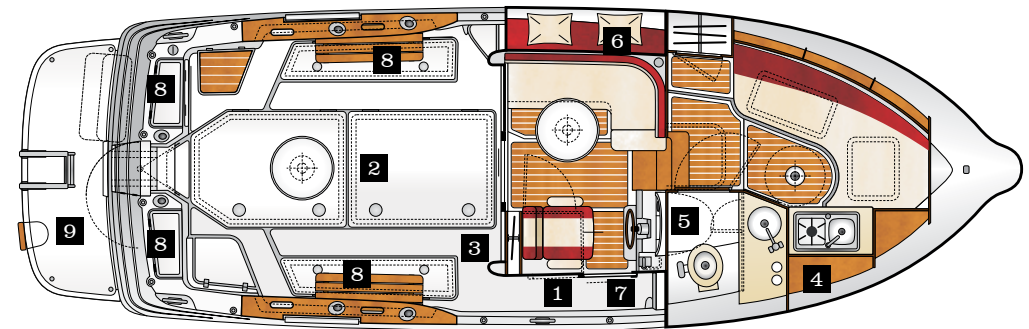
- Integrated trolling valve into the transmission allows extreme slow trolling for hours without risk of damage to the engine or transmission
- Thanks to the inboard engine, fishing line does not easily get caught in the propeller
- Clear and non-obstructed view on the rear to ease fishing all around the cockpit
- A lot of fishing equipment comes as standard such as integrated rodholders, fish lockers, cutting board and livewell with pump
- The 280 Arvor has a very roomy cockpit with three wooden foldable cockpit benches

STORAGE

- A lot of storage available for fishing equipment in the wheelhouse
- Fish lockers in the cockpit to keep your catch of the day

Model specifications

Length Overall (M)	9.50	Fuel Capacity (L)	390
Beam Maximum (M)	2.99	CE Design Category	B
Height - Without Canvas (M)	3.70	Maximum Number of People	9
Dry Weight (Kg)	3,700	Maximum Power (HP/kW)	320/235



Model features

1. Asymmetric wheelhouse with a wide and safe passage to the bow on starboard
2. Large and clear cockpit for intensive fishing activities
3. Optional second helm station to allow driving from the cockpit
4. Permanent galley with single burner stove and sink to cook your catch of the day
5. Enclosed chemical toilet and lavatory sink
6. Separate berth to spend the night on board while mooring
7. Sliding wheelhouse portside door
8. The boat is fully equipped for fishing expedition: livewell with pump, rodholders, gunwale rollers and cutting board
9. Transom door to ease access in and out of the boat

As a company committed to continuous product improvement specifications are subject to change.



250 ARVOR



Enjoy your fishing in space, comfort and style

A standard bow thruster makes manoeuvring in port easier than ever while standard trim tabs simplify adjustment of your boat under different loads and sea conditions.

Additional standard equipment includes a trolling valve and an electric windlass.

A sink, cooker and table allow you to cook and eat your catch right on board. The head is neatly hidden below the steering position.

The big, open deck, with fold-down wooden benches, provides plenty of space to move around. The transom features an original livewell with an electric pump for seawater circulation and an aquarium-style window placed at waist height.

Further aft, the standard stern platform enables easy access and includes an auxiliary outboard engine bracket.

The 250 Arvor features vinyl cabin trim, tropical wood inserts and inside door finishes as well as teak laminate on the cabin and wheelhouse floor.





SAFETY

- Low centre of gravity ensures stable ride of the boat and stable position while fishing
- High freeboard for fisherman safety
- Transom door to ease access in and out of the boat
- Standard trim tabs simplify adjustment of your boat under different loads and sea conditions

FISHING

- Integrated trolling valve into the transmission allows extreme slow trolling for hours without risk of damage to the engine or transmission
- Thanks to the inboard engine, fishing line does not easily get caught in the propeller
- Clear and non-obstructed view on the rear to ease fishing all around the cockpit
- The big open deck, with fold-down wooden benches, provides plenty of space to move around. The transom features an original livewell with an electric pump for seawater circulation and an aquarium-style window placed at waist height

COMFORT

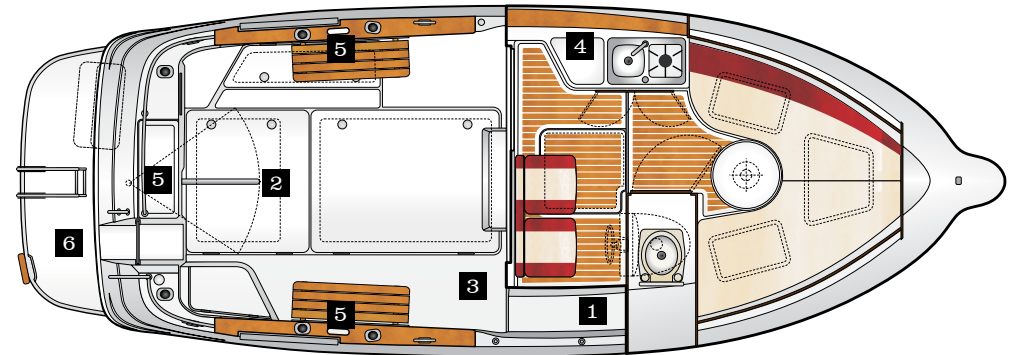
- Comfortable cabin with pilot and co-pilot seat, seating area that converts into berth
- Hydraulic steering makes driving and manoeuvring a true pleasure
- A standard electric windlass to ease mooring
- A standard bow thruster to ease docking
- A sink, cooker and table allow you to cook and eat your catch right on board
- The big open deck, with fold-down wooden benches, provides plenty of space to move around

STORAGE

- A lot of storage available for fishing equipment in the wheelhouse
- Fish lockers in the cockpit to keep your catch of the day

Model specifications

Length Overall (M)	8.30	Fuel Capacity (L)	300
Beam Maximum (M)	2.93	CE Design Category	B
Height - Without Canvas (M)	3.40	Maximum Number of People	8
Dry Weight (Kg)	2,775	Maximum Power (HP/kW)	220/161



Model features

1. Asymmetric wheelhouse with a wide and safe passage to the bow on starboard
2. Large and clear cockpit for intensive fishing activities
3. Optional second helm station to allow driving from the cockpit
4. Permanent galley with single burner stove and sink to cook your catch of the day
5. The boat is fully equipped for fishing expedition: livewell with pump, rodholders, gunwale rollers and cutting board
6. Transom door to ease access in and out of the boat

As a company committed to continuous product improvement specifications are subject to change.



Enjoy more time on the water and more fish in the livewell

The 230 Arvor is a smaller sister to the popular 250 Arvor and offers a spacious cabin, a V-berth and a standard-fit chemical toilet.

It has a galley to port and a dining table in the cabin so you can cook and eat the catch of the day as soon as it comes on board!

For enhanced comfort at sea, equipment includes a bow thruster, a trolling valve and an electric windlass.

Also available in Deluxe version with vinyl cabin trim, tropical wood inserts and inside door finishes as well as teak laminate on the cabin and wheelhouse floor.

SAFETY

- Low centre of gravity ensures stable ride of the boat and stable position while fishing
- High freeboard for fisherman safety
- Transom door to ease access in and out of the boat
- Standard trim tabs make it easy to adjust your ship for different loads and sea conditions

FISHING

- Integrated trolling valve into the transmission allows extreme slow trolling for hours without risk of damage to the engine or transmission
- Thanks to the inboard engine, fishing line does not easily get caught in the propeller
- Clear and non-obstructed view on the rear to ease fishing all around the cockpit
- A livewell is set at waist height at the stern with an aquarium-style window for the entertainment of passengers. Rod holders, stainless steel net rollers, wooden gunwale are all standard

COMFORT

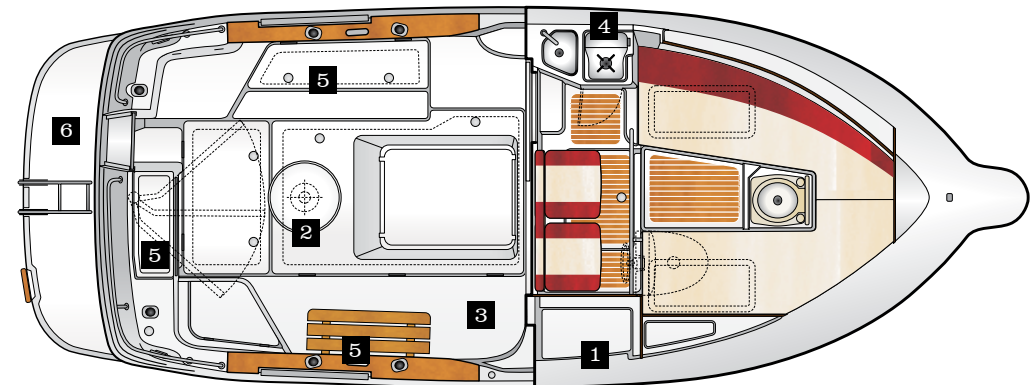
- Comfortable cabin with pilot and co-pilot seat, seating area that converts into berth
- Hydraulic steering makes driving and manoeuvring a true pleasure
- A standard electric windlass to ease mooring
- A standard bow thruster to ease docking
- It has a galley to port and a dining table in the cabin so you can cook and eat the catch of the day as soon as it comes on board
- Deluxe version with vinyl cabin trim, tropical wood inserts and inside door finishes as well as teak laminate on the cabin and wheelhouse floor

STORAGE

- A lot of storage available for fishing equipment in the wheelhouse
- Fish lockers in the cockpit to keep your catch of the day

Model specifications

Length Overall (M)	7.30	Fuel Capacity (L)	135 Standard / 200 Option
Beam Maximum (M)	2.78	Design Category	C
Height - Without Canvas (M)	3.03	Maximum Number of People	6
Dry Weight (Kg)	2,005	Maximum Power (HP/kW)	150/110



Model features

1. Asymmetric wheelhouse with a wide and safe passage to the bow on starboard
2. Large and clear cockpit for intensive fishing activities
3. Optional second helm station to allow driving from the cockpit
4. Permanent galley with single burner stove and sink to cook your catch of the day
5. The boat is fully equipped for fishing expedition: livewell with pump, rodholders, gunwale rollers and cutting board
6. Transom door to ease access in and out of the boat

As a company committed to continuous product improvement specifications are subject to change.



215 & 215 AS ARVOR

All-weather fun, sport and comfort

The 215 has convenient handrails and bow rails all around the cabin to provide safe, secure movement throughout. While the 215AS maintains spaciousness below decks and ensures ease of movement thanks to its offset cabin.

A sliding door gives easy access to the cabin with 2 berths. Plenty of lockers and storage compartments keep the place tidy and belongings dry.

The hatch on the roof and the wide windscreen provide lots of light and a panoramic view.

Fishing comfort is guaranteed with a standard trolling valve and an electric windlass.

Other standard equipment includes a boarding ladder, bathing platform, electric bilge pump and electric windscreen wipers.

SAFETY

- Low centre of gravity ensures stable ride of the boat and stable position while fishing
- High freeboard for fisherman safety
- Transom door to ease access in and out of the boat

FISHING

- Integrated trolling valve into the transmission allows extreme slow trolling for hours without risk of damage to the engine or transmission
- Thanks to the inboard engine, fishing line does not easily get caught in the propeller
- Clear and non-obstructed view on the rear to ease fishing all around the cockpit
- A lot of fishing equipment comes as standard such as integrated rodholders, fish lockers, cutting board and livewell with pump

COMFORT

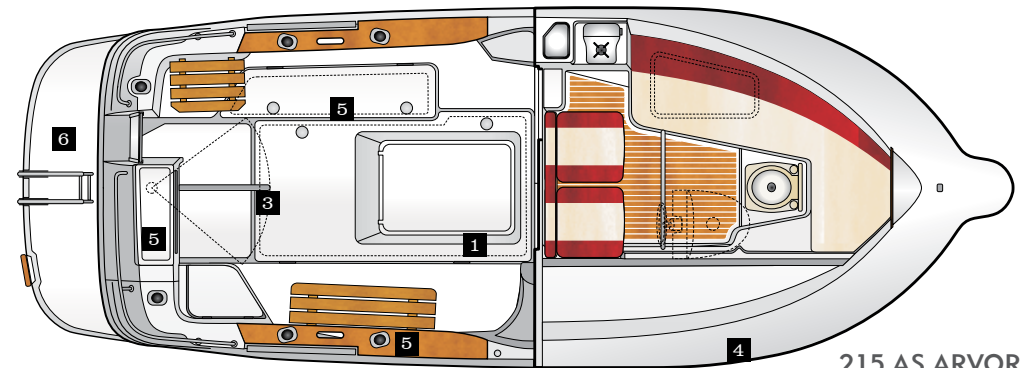
- Comfortable cabin with pilot and co-pilot seat, seating area that converts into berth
- Hydraulic steering makes driving and manoeuvring a true pleasure
- A sliding door gives easy access to the cabin with 2 berths

STORAGE

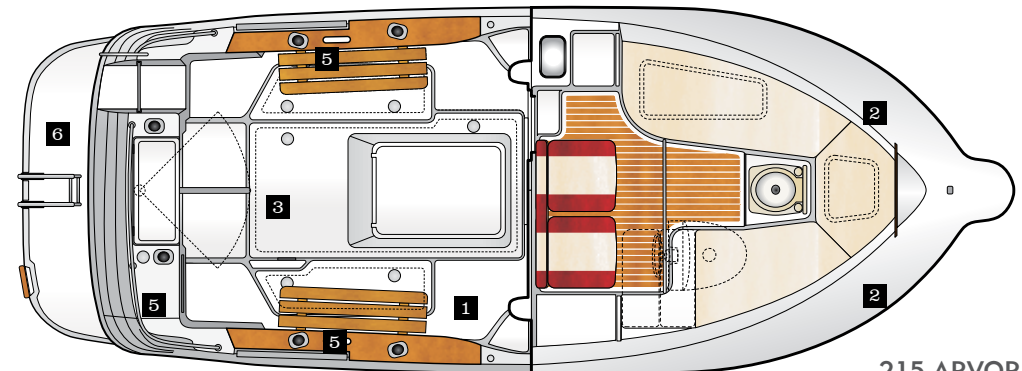
- A lot of storage available for fishing equipment in the wheelhouse
- Plenty of lockers and storage compartments keep the place tidy and belongings dry
- Fish lockers in the cockpit to keep your catch of the day

Model specifications

Length Overall (M)	6.88	Fuel Capacity (L)	90
Beam Maximum (M)	2.54	CE Design Category	C
Height - Without Canvas (M)	2.90	Maximum Number of People	6
Weight of the boat (Kg) (including engine)	1,600 / AS 1,650	Maximum Power (HP/kW)	115/84.6



215 AS ARVOR



215 ARVOR

Model features

1. Optional second helm station to allow driving from the cockpit
2. Circulation around the cabin to fish from every part of the boat
3. Large and clear cockpit for intensive fishing activities
4. Asymmetric wheelhouse with a wide and safe passage to the bow on starboard
5. The boat is fully equipped for fishing expedition: livewell with pump, rodholders, gunwale rollers and cutting board
6. Transom door to ease access in and out of the boat

500 & 440 FISH

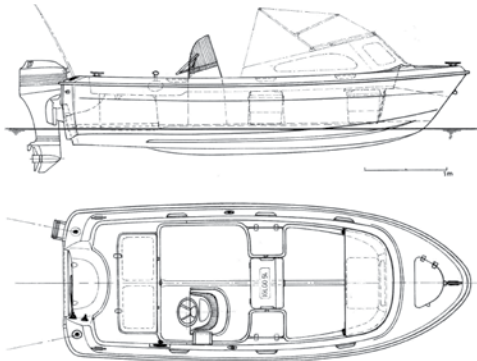
Lightweight and long lasting

These four 'no-fuss' boats provide wide open decks, and are perfect for utility, fishing or even simple family fun. Thanks to the multiple choice of propulsion (oars, tillersteer engine or remote console - depending on model), these boats are very versatile in their usage.



500 FISH: Tough and built to last

The 500 Fish - a boat of Scandinavian inspirations - brings the range a touch of tradition. With spacious and beamy cockpit, the 500 Fish can carry up to 6 people. It can take up to a 60 HP outboard and comes with a standard pilot console



Model features:

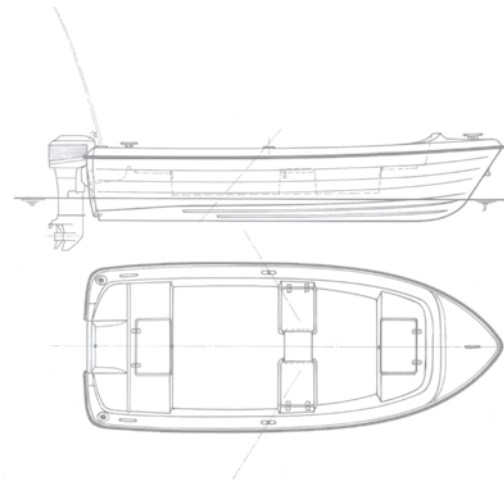
Comfort: Spacious cockpit with pilot console.
 Life on board: Lateral benches, front and lateral storage area including a place to stow the optional ice-chest. Anchor locker, oarlocks, swim ladder and stainless steel cleats.
 Optional: Windshield.

Model specifications

Length Overall (M)	5.15	Shaft Length	L
Beam Maximum (M)	2.05	CE Design Category	C
Height - Without Canvas (M)	1.55	Maximum Number of People	6
Dry Weight (Kg)	415	Maximum Power (HP/kW)	60/44.1

440 FISH: Passion for fishing

The Quicksilver 440 Fish will take an outboard engine or is light enough to row. It offers lots of storage space and it will become your best companion for fishing. An optional steering console is available to increase your driving comfort.

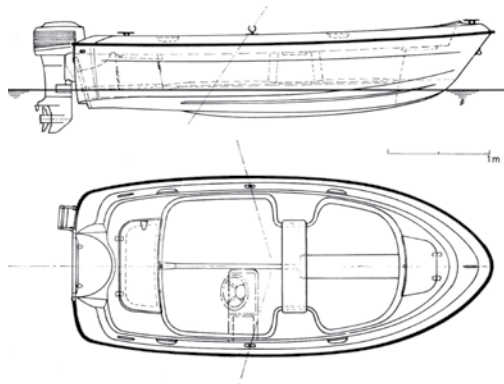


Model features:

Comfort: Spacious cockpit with lateral benches and storage lockers.
 Life on board: Stainless steel cleats, mid-ship benches, oarlocks, swim ladder, ample storage, front and lateral storage compartments.
 Optional: Pilot console.

Model specifications

Length Overall (M)	4.40	Shaft Length	L
Beam Maximum (M)	1.78	CE Design Category	C
Height - Without Canvas (M)	1.04	Maximum Number of People	4
Dry Weight (Kg)	280	Maximum Power (HP/kW)	30/22.1



410 FISH: Even easier than ever

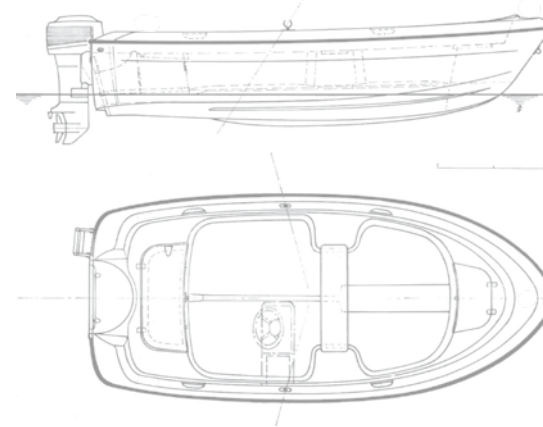
The Quicksilver 410 Fish is an adaptable open fishing boat that will take an outboard engine up to 20hp, yet is light enough to row. It can be supplied for a tiller-steer engine or with an optional steering console.

Model features:

Comfort: Mid-ship benches and grab rails.
Life on board: Swim ladder, storage lockers, oarlocks and stainless steel cleats.
Optional: Pilot console.

Model specifications

Length Overall (M)	4.12	Shaft Length	L
Beam Maximum (M)	1.85	CE Design Category	C
Height - Without Canvas (M)	0.93	Maximum Number of People	4
Dry Weight (Kg)	215	Maximum Power (HP/kW)	20/14.7



360 FISH: A great way to start boating

The Quicksilver 360 Fish completes the family of fishing boats. It can take an outboard engine or is light enough for you to use a pair of oars.

Model features:

Comfort: Mid-ship benches.
Life on board: Swim ladder, storage lockers and oarlocks.

Model specifications

Length Overall (M)	3.78	Shaft Length	S
Beam Maximum (M)	1.71	CE Design Category	D
Height - Without Canvas (M)	0.72	Maximum Number of People	3
Dry Weight (Kg)	140	Maximum Power (HP/kW)	10/7.36

SMART Edition & Packs

755 Pilothouse

SMART Edition

- Cabin Comfort Pack
- Cockpit Comfort Pack
- Fish Pack

Cabin Comfort Pack

- Roof Hatch
- Forward Window
- Salon Table
- Refrigerator
- Cabin Curtains

Cockpit Comfort Pack

- Aft Flip Seat
- Port Flip Seat
- Cockpit Table

- Cockpit Shower
- Bow Cushions

Fish Pack

- Raw Water Washdown
- Fish Locker Pumpouts
- Bait Prep Table
- Windshield Wash

Single Helm Electronic Pack

- 7” GPS
- Sonic Hub

Dual Helm Electronic Pack

- 7” GPS
- Sonic Hub
- 2nd Helm 5” GPS

675 Pilothouse

SMART Edition

- Cabin Comfort Pack
- Cockpit Comfort Pack
- Fish Pack

Cabin Comfort Pack

- Roof Hatch
- Berth Filler
- Cabin Curtains

Cockpit Comfort Pack

- Aft Flip Seat
- Port Flip Seat
- Cockpit Table

Fish Pack

- Baitwell System
- Raw Water Washdown

- 2 Additional Rod Holders
- Single Fish Locker Pumpout

Galley Pack

- Portable Butane Stove - Single Burner
- Refrigerator
- Pressure Water System

Single Helm Electronic Pack

- 5” GPS
- Stereo

Dual Helm Electronic Pack

- 5” GPS
- Stereo
- 2nd Helm 5” GPS

	MODEL SPECIFICATION													HULL & DECK														HELM								
	Length Overall (M/ft)	Length of Hull (M/ft)	Beam Maximum (M)	Height - Without Canvas (M)	Dry Weight (Kg)	Draft Hull with Max Engine (M)	Fuel Capacity (L)	CE Design Category	Maximum Number of People	Maximum Power (HP)	Maximum Power (kW)	Water Capacity – Optional (L)	OB Shaft Length	Colored Hull	Bow Thruster	Electric Trim Tabs	Swim Ladder	Swim Platform	Motor Bracket	Bow Roller	Anchor Locker	Bow Electrical Windlass	Transom Electric Windlass	Anti-Theft Security Eye	Starboard Windshield Wiper	Port Windshield Wiper	Navigation Lights	Bimini	Complete Enclosed Canvas	Sun Awning	Analog Speedometer/Tachometer	Smartcraft Speedometer/Tachometer	Fuel Gauge	Trim Gauge	Hydraulic Steering	12v Electrical Socket
755 Pilothouse	7,39/24,25	6,99/22,93	2,79	2,83	1800	0,5	300	C	8	250	186	82	XL	o	o	o	v	o	o	v	v	o	o	o	v	v	v	v	o	o		v	v	v	v	v
675 Pilothouse	6,55/21,49	6,3/20,67	2,54	2,79	1585	0,53	200	C	7	200	147	32	XL	o			v	o	o	v	v	o	o	o	v	v	v	o	o	o		v	v	v	v	v
605 Pilothouse	5,75/18,86	5,5/18,04	2,54	2,70	1345	0,46	160	C	6	150	110	0	XL	o			v	o	o	v	v	o	o	o	v	v	v	o	o	o	v	o	v	v	v	v
555 Pilothouse	5,31/17,42	5,1/16,73	2,40	2,58	1170	0,40	90	C	5	115	85	0	L	o			v		o	v	v			o	o	v	o	o	o	v		v		o	v	
280 Arvor	9,50/31,17	8,48/27,82	2,99	3,7	3700	0,95	390	B	9	320	235	137	NA	o	v	v	v	v		v	v	v			v	v	v			v	v		v	v	v	v
250 Arvor	8,30/27,23	7,49/24,57	2,93	3,4	2775	0,88	300	B	8	220	161	80	NA	o	v	v	v	v		v	v	v			v	v	v	v		v	v		v	v	v	v
230 Arvor	7,30/23,95	6,70/21,98	2,78	3,03	2005	0,86	135	C	6	150	110	50	NA	o	v	v	v	v		v	v	v			v	v	v			v	v		v	v	v	v
215 AS Arvor	6,88/22,57	6,36/20,87	2,54	2,9	1650	0,75	90	C	6	115	84,6	0	NA	o			v	v		v	v	v			v		v			v	v		v	v	v	v
215 Arvor	6,88/22,57	6,33/20,77	2,54	2,9	1600	0,75	90	C	6	115	84,6	0	NA	o			v	v		v	v	v			v		v			v	v		v	v	v	v
500 Fish	5,15/16,90	5/16,40	2,05	1,55	415	0,35	NA	C	6	60	44,1	0	L				v			v																
440 Fish	4,4/14,44	4,32/14,17	1,78	1,04	280	0,27	NA	C	4	30	22,1	0	L				v			v																
410 Fish	4,12/13,52	3,95/12,96	1,85	0,93	215	0,3	NA	C	4	20	14,7	0	L				v			v																
360 Fish	3,78/12,40	3,62/11,88	1,71	0,72	140	0,15	NA	D	3	10	7,36	0	S				v			v																

v = Standard | o = Optional | 1 Three people "L" lounge seating | 2 Standard seat with backrest or optional bucket seat
As a company committed to continuous product improvement, specifications are subject to change.

QUICKSILVER®

Explore our dealer network at
www.quicksilver-boats.com

 **BRUNSWICK**
GENUINE INGENUITY



The quality system of
Brunswick Marine in EMEA
is ISO 9001:2000 certified.

© 2014 Brunswick Marine in EMEA. All Rights Reserved.

Brunswick Marine in EMEA continuously explores means to improve the products it designs, manufactures and distributes. Every effort is made to produce sales and service literature which is current. Changes to specifications of engines, boats and accessories are ongoing. This brochure should not be regarded as a precise guide to the latest specifications. This brochure is also not an offer for sales of any particular engine, boat or accessory. Distributors and dealers are not agents of Brunswick Marine in EMEA or one of its affiliates and they have no authority to bind Brunswick Marine in EMEA by any express undertaking or representation, including but not limited to representations of product, sales, applications or service nature. Not all products are available in all countries and some are available only in limited quantities. Some products shown in this catalogue are equipped with optional accessories. Please see your local dealer.